

Big Walnut Local School District

Monthly Financial Report

for the month ended
January 31, 2022



Prepared By:
Jeremy J. Buskirk
Treasurer

Table of Contents

<u>Description</u>	<u>Page</u>
Pie Chart of Estimated Revenue and Expenditures for fiscal years 2021-22 and 2011-12	1
Comparison of Fiscal Year 2022 YTD Estimated Revenue and Expenditures with Fiscal Year 2022 YTD Actuals	2

Variance Analysis

Comparison of Monthly Ending Cash Balances	4 & 5
Comparison of Monthly and Total Revenues & Other Financing Sources	6 & 7
Comparison of Monthly and Total General Property Tax (Real Estate)	8 & 9
Comparison of Monthly and Total Tangible Personal Property Tax (PUPP)	10 & 11
Comparison of Monthly and Total Income Tax	12 & 13
Comparison of Monthly and Total State Grants-in-Aid (Unrestricted & Restricted)	14 & 15
Comparison of Monthly and Total State Property Tax Allocations	16 & 17
Comparison of Monthly and Total Other Revenues & Other Financing Sources	18 & 19
Comparison of Monthly and Total Expenditures & Other Financing Uses	20 & 21
Comparison of Monthly and Total Personal Services (Salaries & Wages)	22 & 23
Comparison of Monthly and Total Employees' Retirement/Insurance Benefits	24 & 25
Comparison of Monthly and Total Purchased Services	26 & 27
Comparison of Monthly and Total Supplies and Materials	28 & 29
Comparison of Monthly and Total Capital Outlay	30 & 31
Comparison of Monthly and Total Other Expenditure Objects & Other Financing Uses	32 & 33

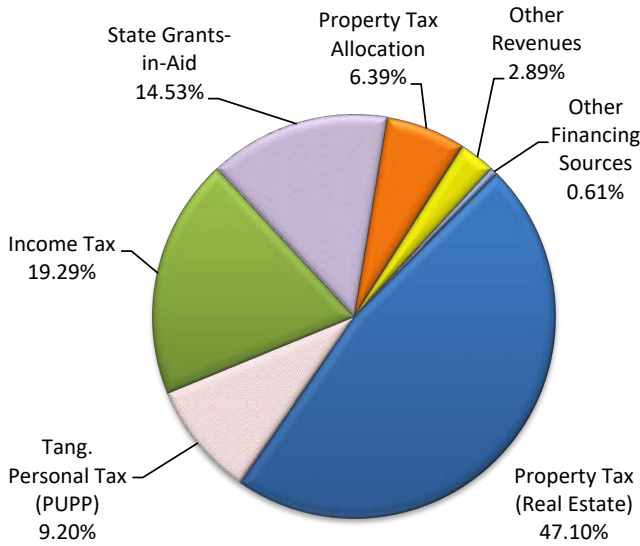
All Funds Reports

Receipts, Expenditures and Fund Balances All Funds (Fund Report)	35
Summary Check Register (Disbursement Report)	36 - 46
Comparison of Fiscal Year 2022 YTD Appropriations with Fiscal YTD Actual Expenditures – All Funds (excluding General Fund)	46
Investments - All Funds	48 - 50

Page Intentionally Left Blank

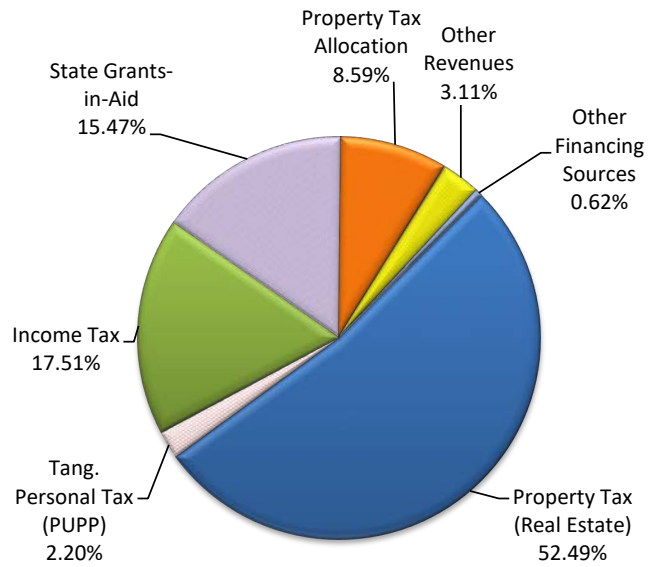
EST. GENERAL FUND REVENUE FY22

\$48,049,946



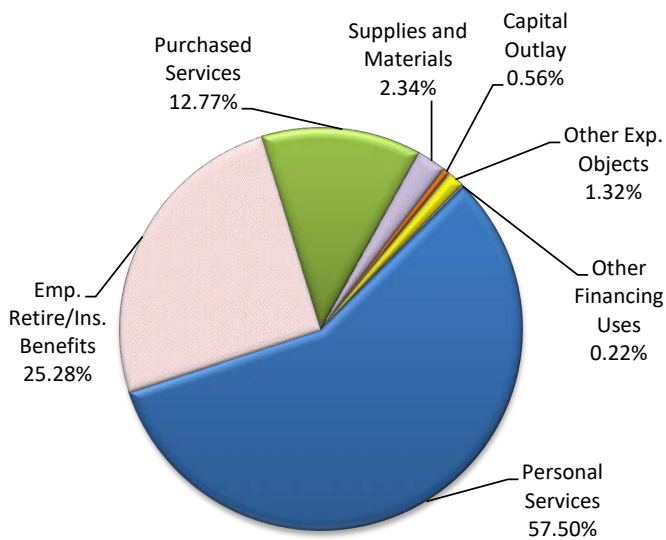
EST. GENERAL FUND REVENUE FY12

\$29,886,132



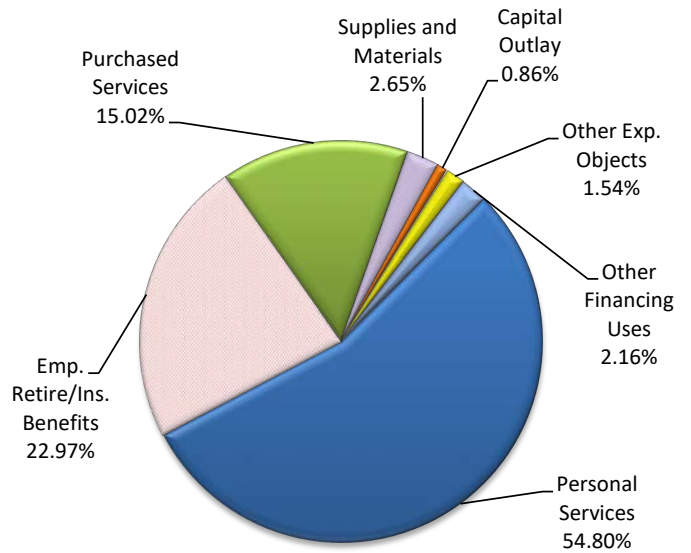
EST. GENERAL FUND EXPENDITURES FY22

\$45,395,038



EST. GENERAL FUND EXPENDITURES FY12

\$26,966,126



Note: There were significant cuts made for FY11 due to budget constraints and a levy failure in the previous fiscal year. Some costs staffing and costs were returned for FY12.

	FY 2022	FY 2012	% Change
Enrollment	4,231 as of 1/21/2022	2,994	41.32%

**COMPARISON OF FISCAL YEAR 2022 YEAR-TO-DATE ESTIMATED REVENUES AND
EXPENDITURES WITH FISCAL YEAR 2022 YEAR-TO-DATE ACTUALS
GENERAL & REQUIRED DEBT SERVICE FUNDS ONLY**

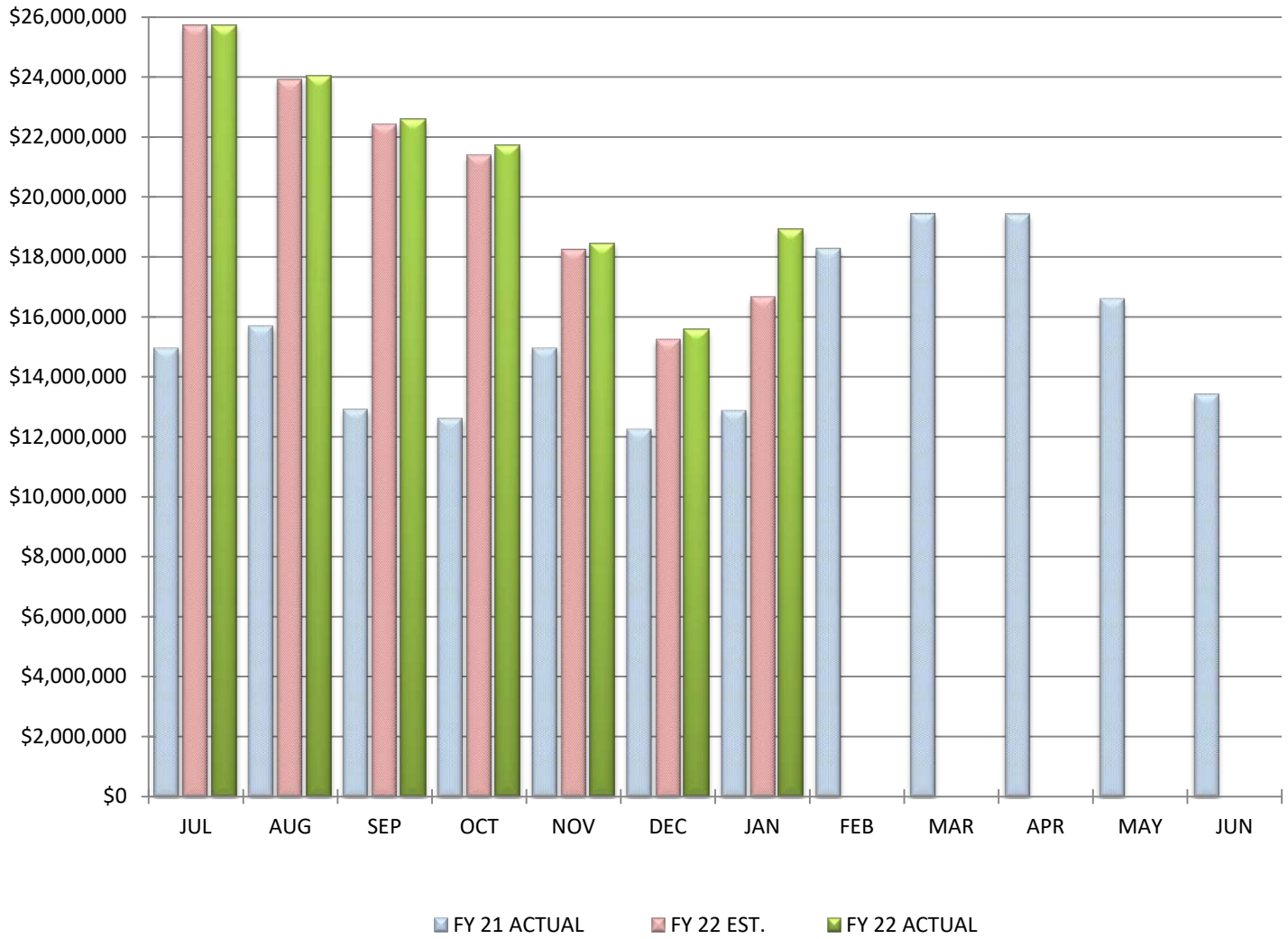
<u>CATEGORY</u>	<u>FY 22 EST.</u>	<u>FY 22 ACTUAL</u>	<u>VARIANCE</u>	<u>PERCENTAGE</u>
Revenues				
General Property Tax (Real Estate)	\$13,190,498	\$14,122,340	\$931,842	7.1%
Tangible Personal Property (PUPP)	2,246,297	2,249,918	3,621	0.2%
Income Tax	7,316,770	7,491,880	175,110	2.4%
Unrestricted State Grants-in-Aid	3,869,807	4,431,454	561,647	14.5%
Restricted State Grants-in-Aid	98,392	369,895	271,503	275.9%
Property Tax Allocation (Reimb.)	1,513,626	1,508,098	(5,528)	-0.4%
All Other Revenues	865,405	880,365	14,960	1.7%
Total Revenues	29,100,795	31,053,949	1,953,154	6.7%
Other Financing Sources				
Advances-In	\$278,000	\$278,000	\$0	0.0%
All Other Financing Sources	10,546	12,437	1,891	17.9%
Total Other Financing Sources	288,546	290,437	1,891	0.7%
Total Revenues & Other Fin. Sources	\$29,389,341	\$31,344,387	\$1,955,046	6.7%
Expenditures				
Personal Services (Salaries & Wages)	\$15,026,449	\$14,865,740	(\$160,709)	-1.1%
Retirement/Insurance Benefits	6,721,693	6,707,821	(13,872)	-0.2%
Purchased Services	3,203,875	3,066,626	(137,249)	-4.3%
Supplies and Materials	808,215	802,120	(6,095)	-0.8%
Capital Outlay	7,550	13,135	5,585	74.0%
Other Expenditure Objects	361,120	373,858	12,738	3.5%
Total Expenditures	26,128,902	25,829,301	(299,601)	-1.1%
Other Financing Uses				
Operating Transfers-Out	\$0	\$0	\$0	0.0%
Advances-Out	0	0	0	0.0%
All Other Financing Uses	0	0	0	0.0%
Total Other Financing Uses	\$0	\$0	\$0	0.0%
Total Expenditures & Other Fin. Uses	\$26,128,902	\$25,829,301	(\$299,601)	-1.1%
Excess of Revenues & Other Fin. Sources over (under) Expenditures & Other Fin. Uses	\$3,260,439	\$5,515,086	\$2,254,647	69.2%
Beginning Cash Balance July 1	\$13,412,581	\$13,412,581	\$0	0.0%
Ending Cash Balance	\$16,673,020	\$18,927,666	\$2,254,647	13.5%
Estimated Encumbrances	\$2,356,771	\$1,955,603	\$401,168	
Unreserved Fund Balance	\$14,316,249	\$16,972,063	\$2,655,815	



BIG WALNUT | INSPIRE
LOCAL SCHOOLS | & GUIDE

VARIANCE ANALYSIS - GENERAL FUND

COMPARISON OF MONTHLY ENDING CASH BALANCES



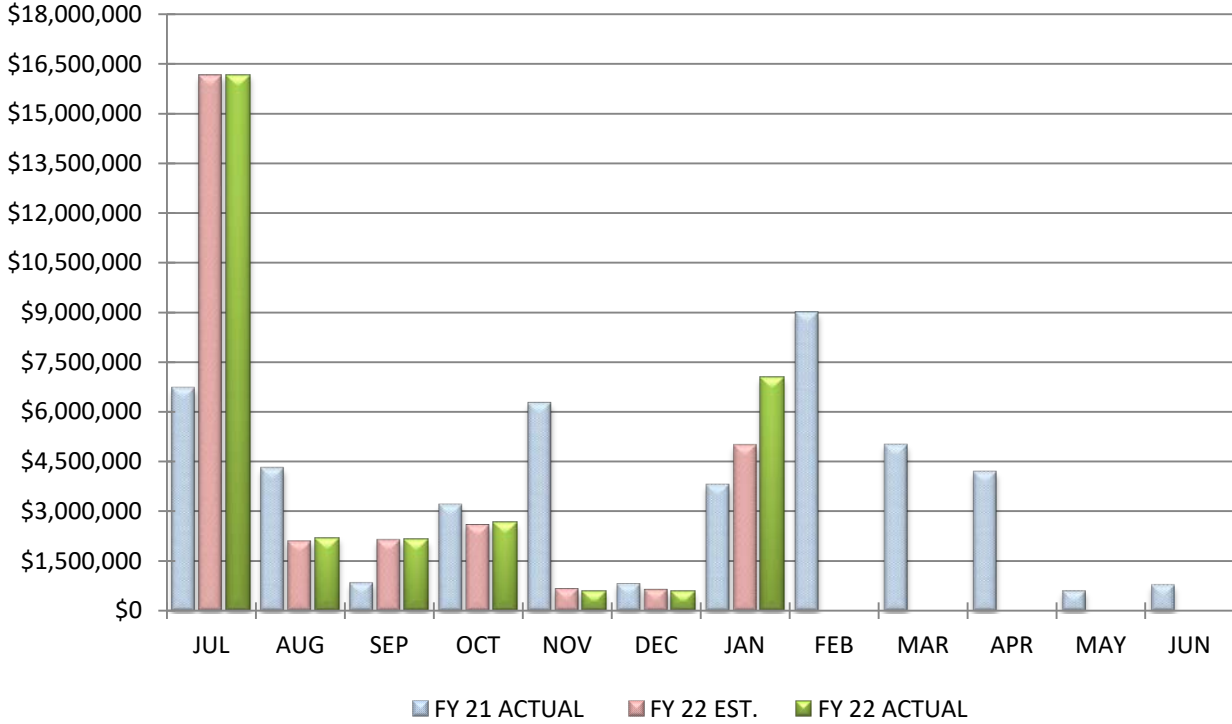
COMPARISON OF MONTHLY ENDING CASH BALANCES

January 31, 2022

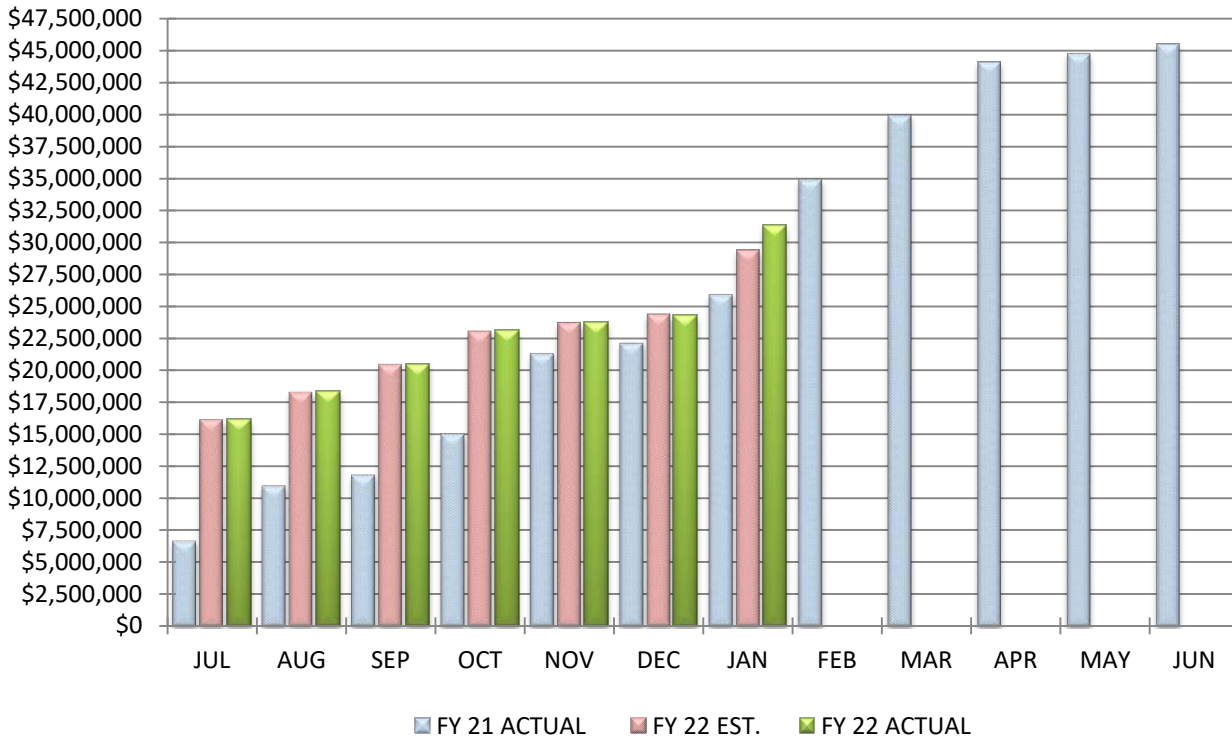
Actual Cash Balance		\$18,927,666
Estimated Cash Balance		\$16,673,020
Variance From Estimate	OVER	\$2,254,647
Percent Variance From Estimate	OVER	13.52%
Previous Year Cash Balance		\$12,867,345

COMMENTS: We are on target with our annual estimates. Our January balance is above our estimated balance at this point in the year due to our revenues being over estimates and our expenditures being under projections in almost all areas. Additional details will be provided in subsequent sections.

COMPARISON OF TOTAL MONTHLY REVENUES & OTHER FINANCING SOURCES



COMPARISON OF TOTAL YEAR-TO-DATE REVENUES & OTHER FINANCING SOURCES



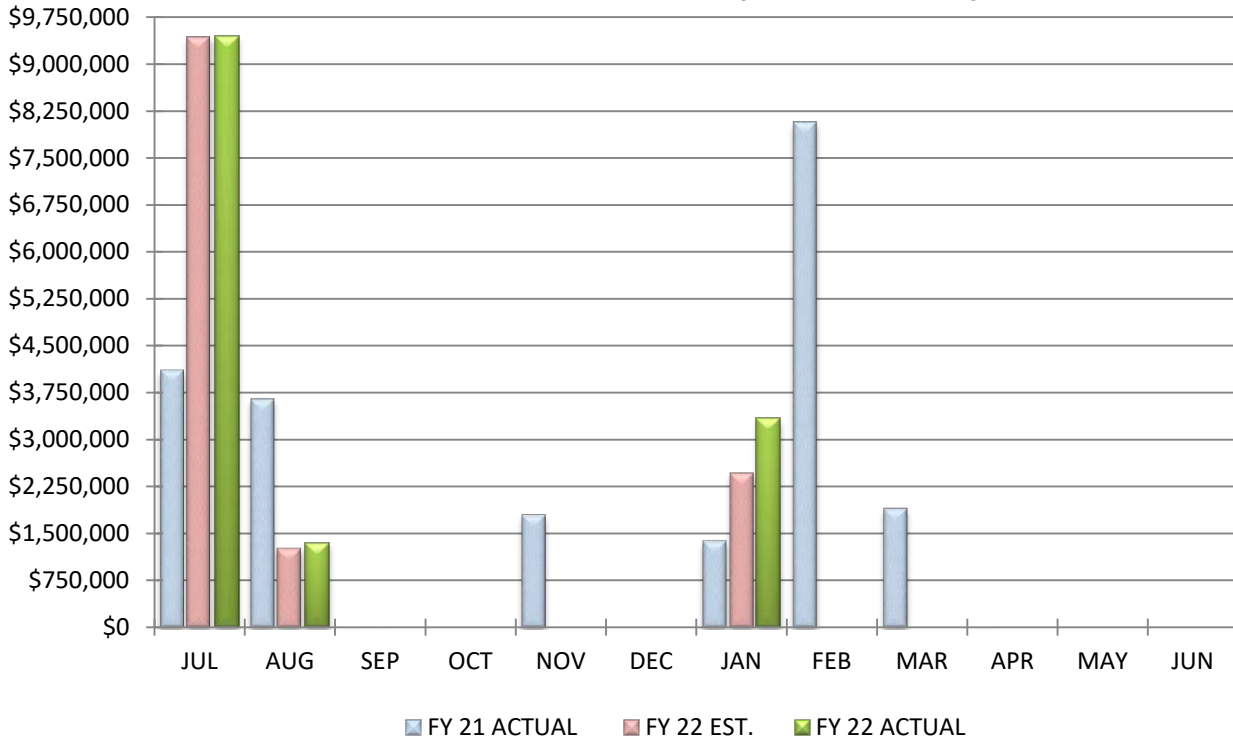
COMPARISON TOTAL REVENUES & OTHER FINANCING SOURCES

January 31, 2022

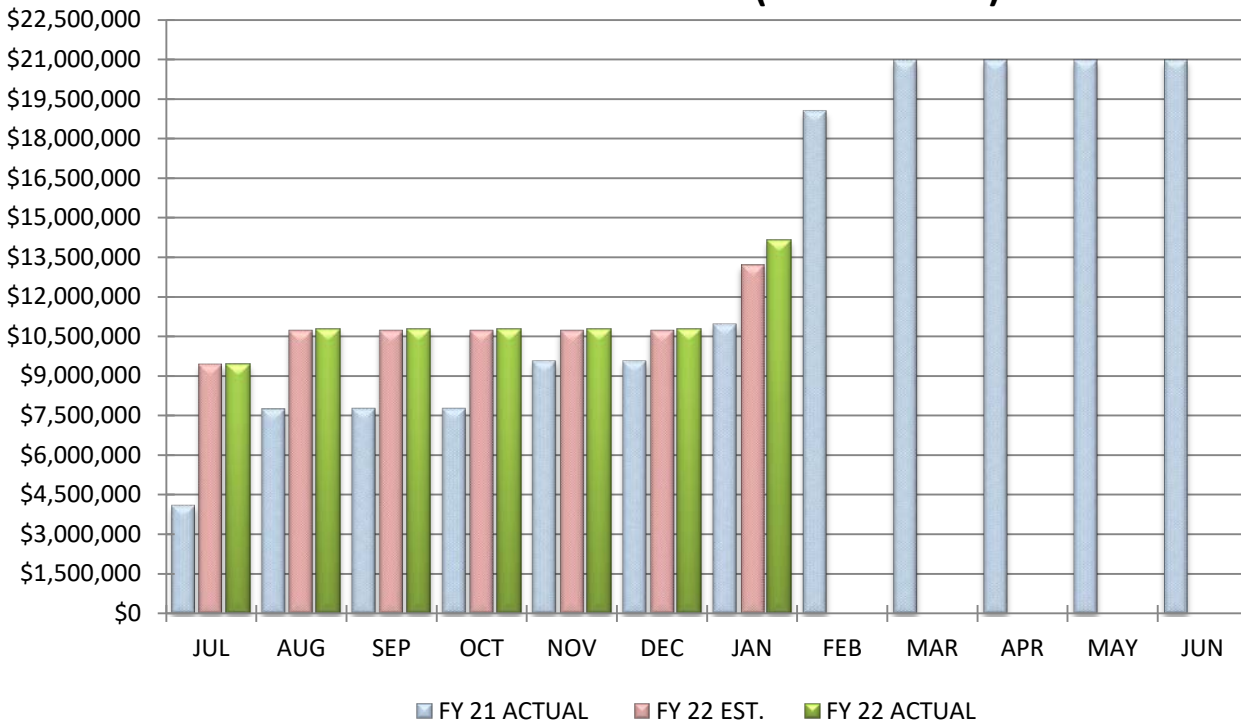
		<u>MONTH</u>		<u>YEAR-TO-DATE</u>
Actual Receipts		\$7,038,792		\$31,344,387
Estimated Receipts		\$5,013,614		\$29,389,341
Variance From Estimate	OVER	\$2,025,178	OVER	\$1,955,046
Variance From Estimate	OVER	40.39%	OVER	6.65%
Actual Prior Year		\$3,804,784		\$25,955,112
Total 2021-2022 Estimate				\$48,049,946
Percent Of Total Estimate Received				65.23%
Percent Of Budget Year Completed		7 Months		58.33%

COMMENTS: We are on target with our annual estimates for total revenues and other financing sources. With rollout of the new school funding model, we received "lump sum payments" for both Unrestricted and Restricted Grants-in-Aid, which helped to cause total revenues to be over. In addition, both General Property (Real Estate) Tax and Income Tax came in higher than estimated amounts for January.

COMPARISON OF TOTAL MONTHLY GENERAL PROPERTY TAX (REAL ESTATE)



COMPARISON OF TOTAL YEAR-TO-DATE GENERAL PROPERTY TAX (REAL ESTATE)



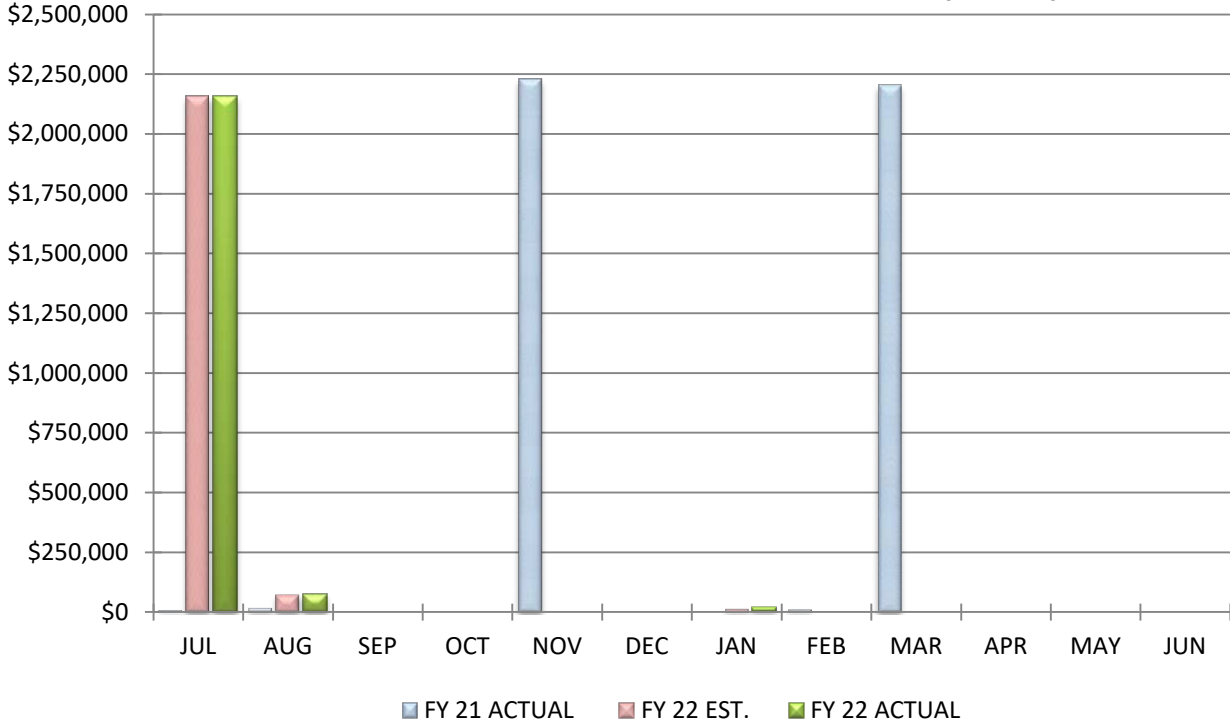
COMPARISON OF GENERAL PROPERTY TAX (REAL ESTATE)

January 31, 2022

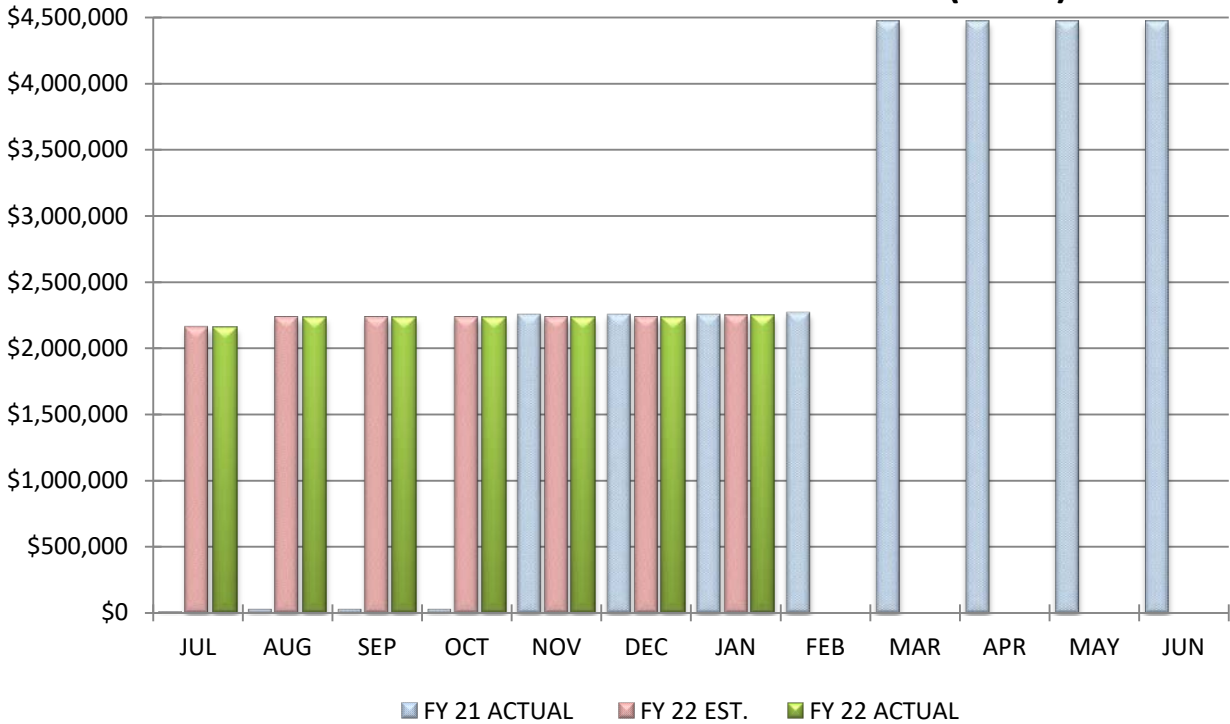
		<u>MONTH</u>		<u>YEAR-TO-DATE</u>
Actual Real Estate Tax Receipts		\$3,330,160		\$14,122,340
Estimated Real Estate Tax Receipts		\$2,475,000		\$13,190,498
Variance From Estimate	OVER	\$855,160	OVER	\$931,842
Variance From Estimate	OVER	34.55%	OVER	7.06%
Actual Prior Year		\$1,391,775		\$10,966,607
Total 2021-2022 Estimate				\$22,630,628
Percent Of Total Estimate Received				62.40%
Percent Of Budget Year Completed			7 months	58.33%

COMMENTS: We began requesting property tax advances in January. We received three advance payments in January 2022 compared to January 2021, which helped to cause our actual receipts to be higher than estimates. As we continue to receive property tax advance payments and our final settlement, we anticipate that actual receipts will be more in line with estimates.

COMPARISON OF TOTAL MONTHLY TANGIBLE PERSONAL PROPERTY TAX (PUPP)



COMPARISON OF TOTAL YEAR-TO-DATE TANGIBLE PERSONAL PROPERTY TAX (PUPP)



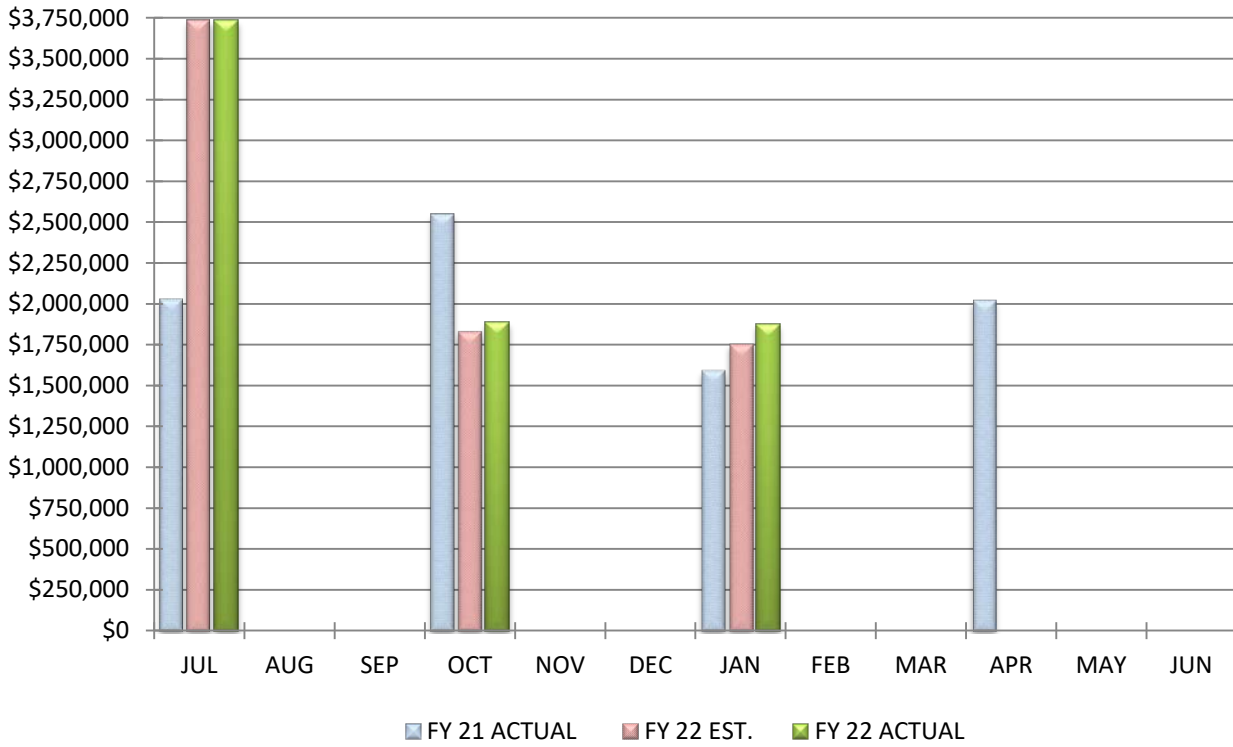
COMPARISON OF TANGIBLE PERSONAL PROPERTY TAX (PUPP)

January 31, 2022

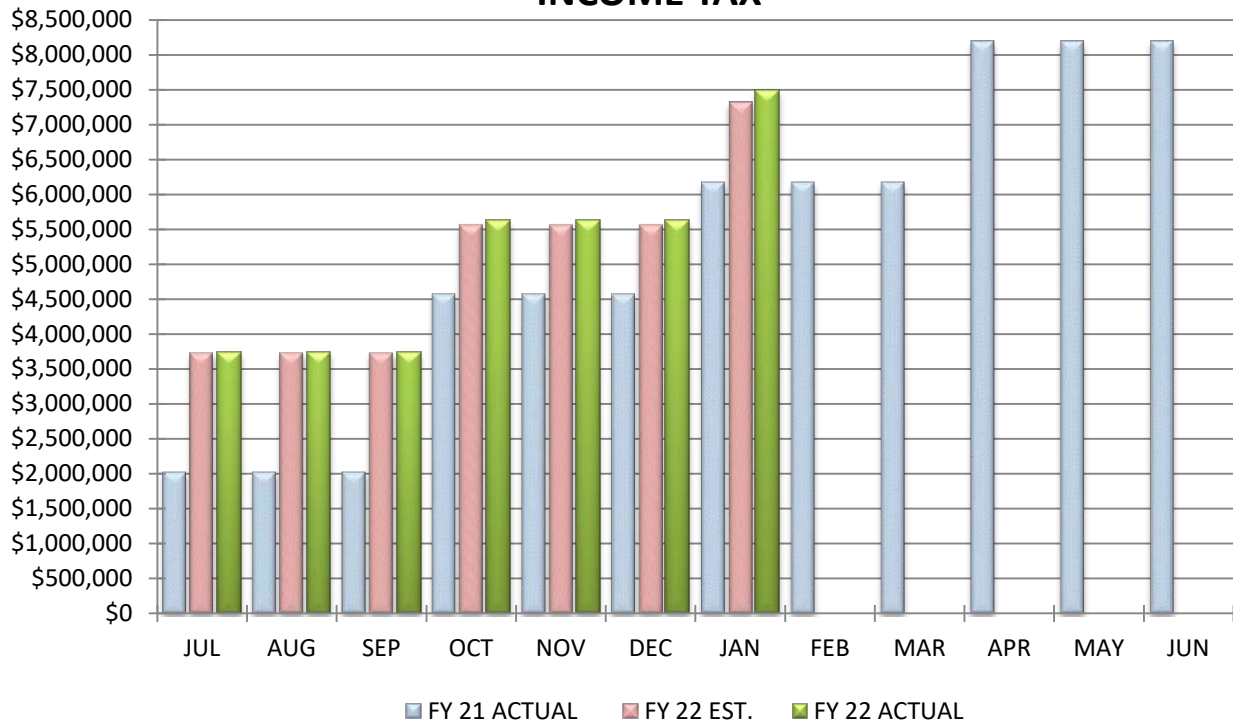
		<u>MONTH</u>		<u>YEAR-TO-DATE</u>
Actual PUPP Tax Receipts		\$18,819		\$2,249,918
Estimated PUPP Tax Receipts		\$15,000		\$2,246,297
Variance From Estimate	OVER	\$3,819	OVER	\$3,621
Variance From Estimate	OVER	25.46%	OVER	0.16%
Actual Prior Year		\$0		\$2,255,830
Total 2021-2022 Estimate				\$4,419,541
Percent Of Total Estimate Received				50.91%
Percent Of Budget Year Completed		7 months		58.33%

COMMENTS: We are on target with our annual estimates.

COMPARISON OF TOTAL MONTHLY INCOME TAX



COMPARISON OF TOTAL YEAR-TO-DATE INCOME TAX



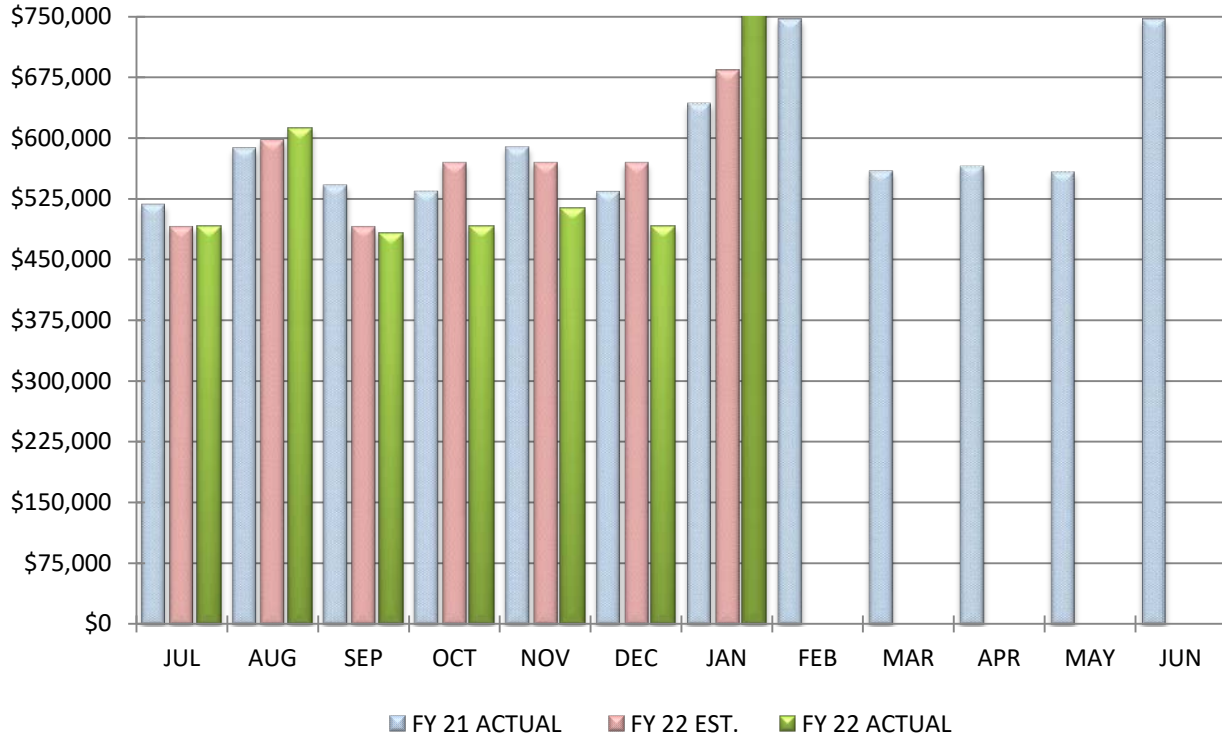
COMPARISON OF INCOME TAX

January 31, 2022

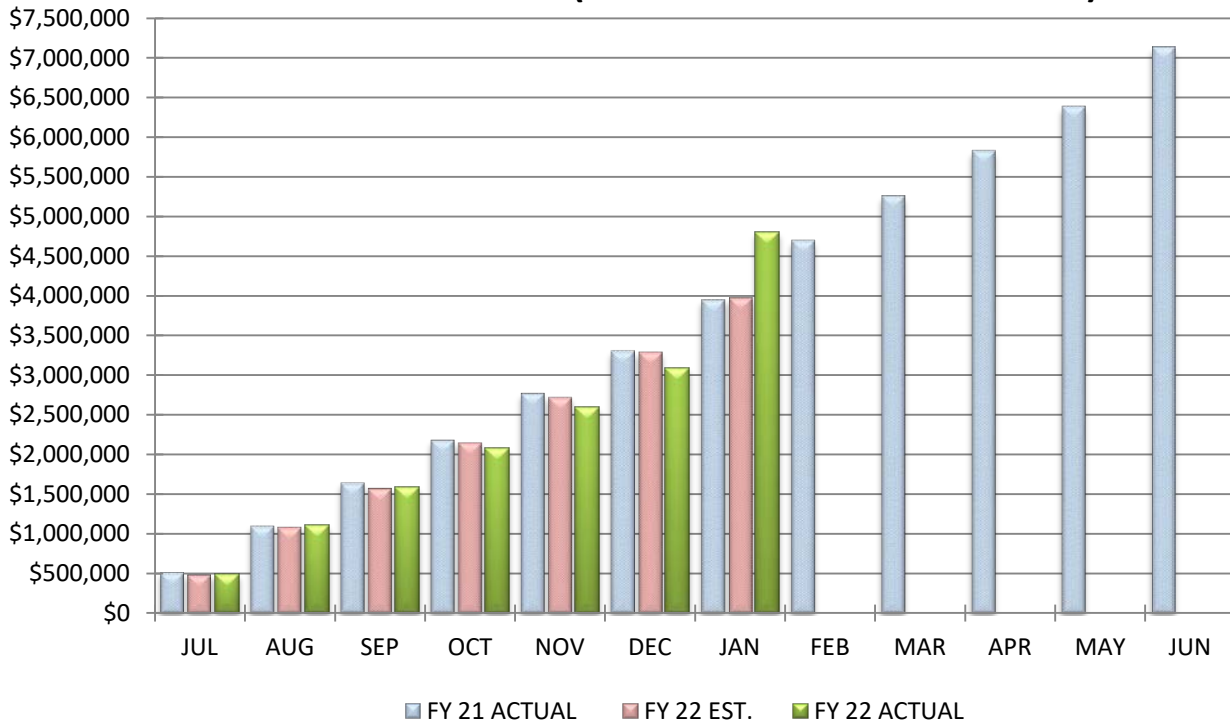
		MONTH		YEAR-TO-DATE
Actual State Receipts		\$1,872,071		\$7,491,880
Estimated State Receipts		\$1,754,821		\$7,316,770
Variance From Estimate	OVER	\$117,250	OVER	\$175,110
Variance From Estimate	OVER	6.68%	OVER	2.39%
Actual Prior Year		\$1,593,377		\$6,168,177
Total 2021-2022 Estimate				\$9,269,915
Percent Of Total Estimate Received				80.82%
Percent Of Budget Year Completed			7 months	58.33%

COMMENTS: We are over our target with our annual estimates. With the receipt of our third quarterly payment, we have continued to see growth trends in line with those we saw prior to the pandemic. As can be seen in the income tax graphs and the numbers above, our collections at this point in the year continue to come in over last year where we were still experiencing the effects of the pandemic. Our final quarterly payment for the fiscal year will be received in April 2022.

COMPARISON OF TOTAL MONTHLY STATE GRANTS-IN-AID (UNRESTRICTED & RESTRICTED)



COMPARISON OF TOTAL YEAR-TO-DATE STATE GRANTS-IN-AID (UNRESTRICTED & RESTRICTED)



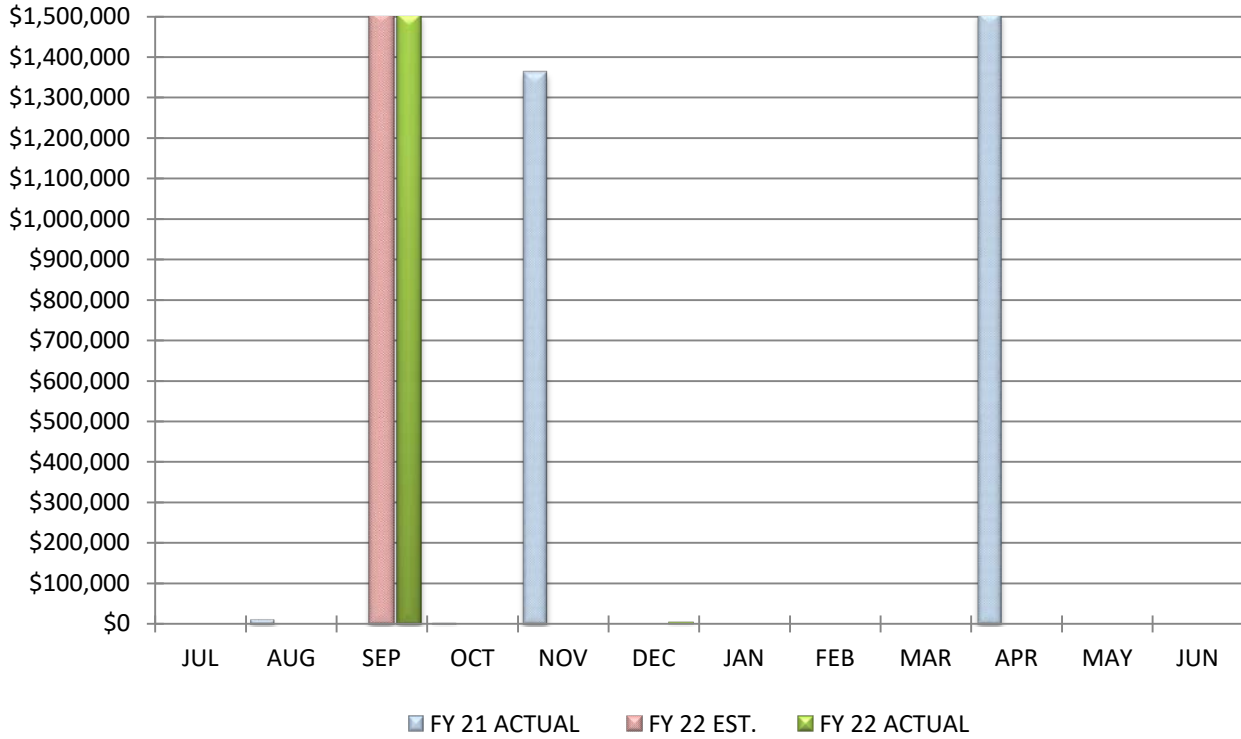
COMPARISON OF STATE GRANTS-IN-AID (UNRESTRICTED & RESTRICTED)

January 31, 2022

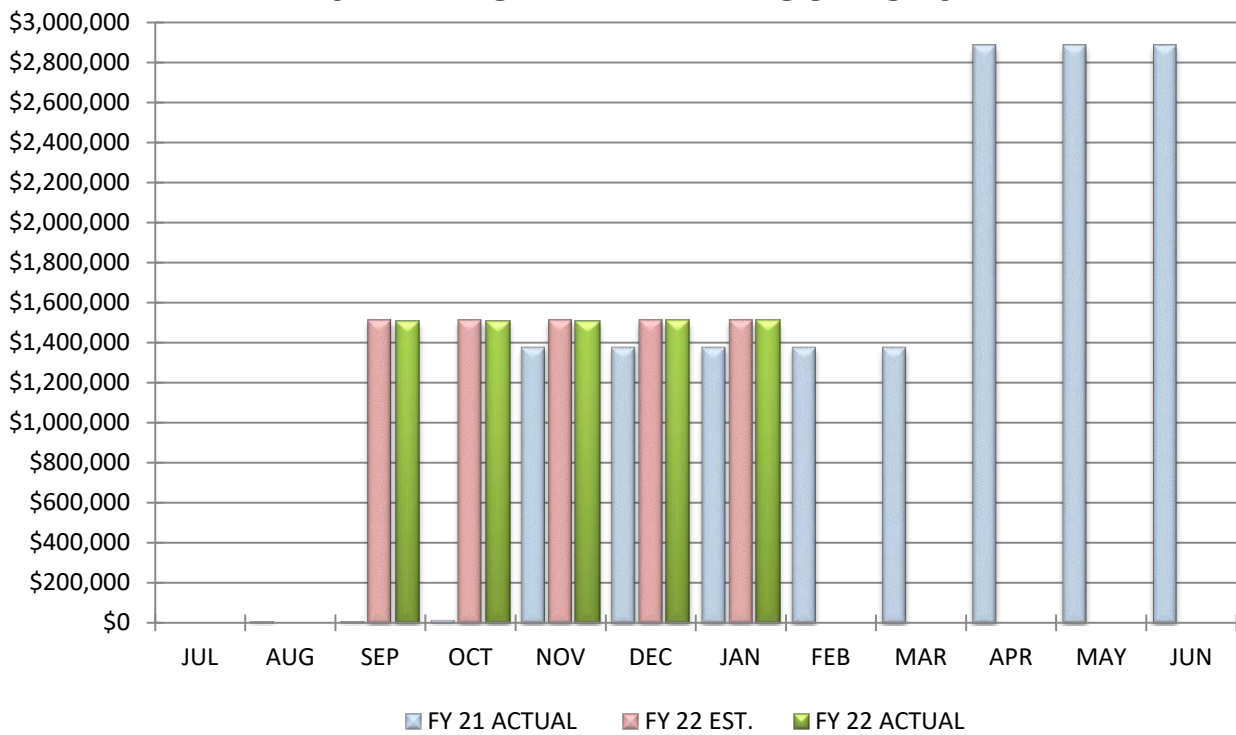
		<u>MONTH</u>		<u>YEAR-TO-DATE</u>
Actual State Receipts		\$1,723,143		\$4,801,348
Estimated State Receipts		\$683,213		\$3,968,199
Variance From Estimate	OVER	\$1,039,930	OVER	\$833,149
Variance From Estimate	OVER	152.21%	OVER	21.00%
Actual Prior Year		\$642,781		\$3,947,710
Total 2021-2022 Estimate				\$6,981,314
Percent Of Total Estimate Received				68.77%
Percent Of Budget Year Completed		7 months		58.33%

COMMENTS: The new school funding formula began to be utilized in January 2022. With this rollout, our January payments included "lump-sum true-up" payments, which caused our monthly and year-to-date totals to be well over estimates. There are some areas of the formula calculation that show we have been overpaid and will be deducted over the remaining fiscal year payments. Do to these deduction amounts, we expect future monthly payments to be lower than our anticipated amounts. Ultimately, we believe that our actual amounts are on pace to be in line with our current five-year forecast projections.

COMPARISON OF TOTAL MONTHLY STATE PROPERTY TAX ALLOCATIONS



COMPARISON OF TOTAL YEAR-TO-DATE STATE PROPERTY TAX ALLOCATIONS



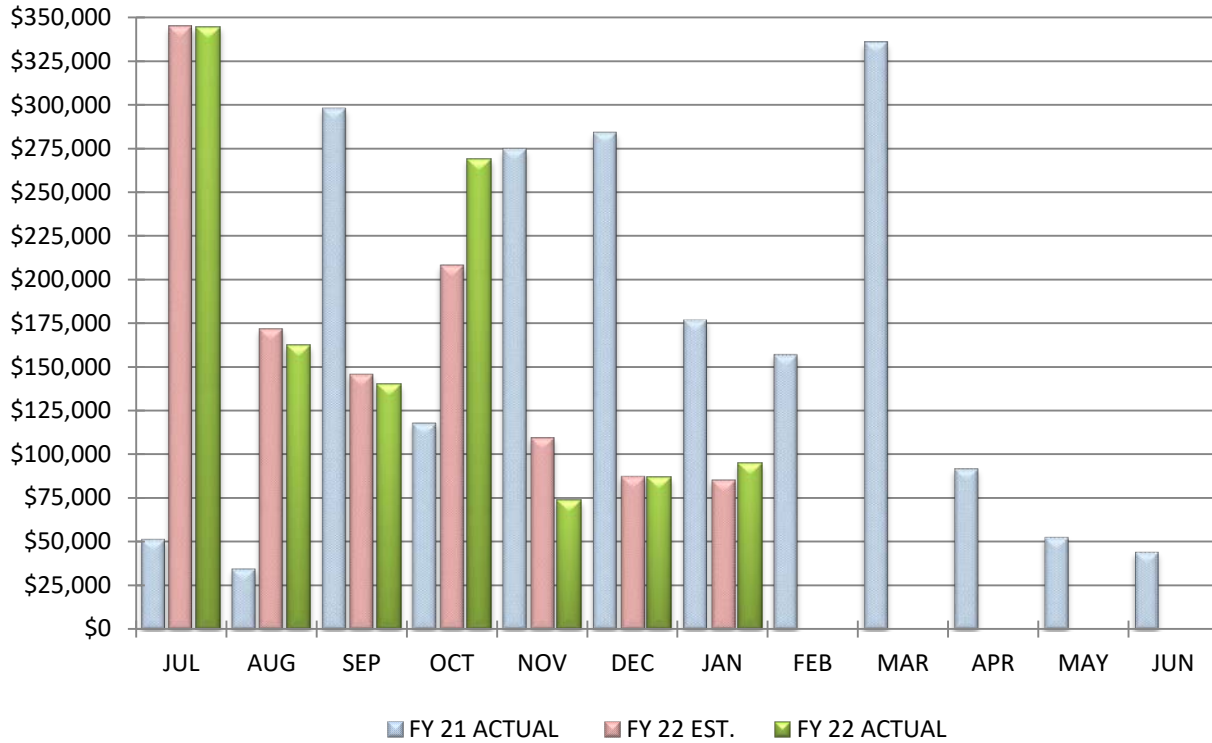
COMPARISON OF STATE PROPERTY TAX ALLOCATIONS

January 31, 2022

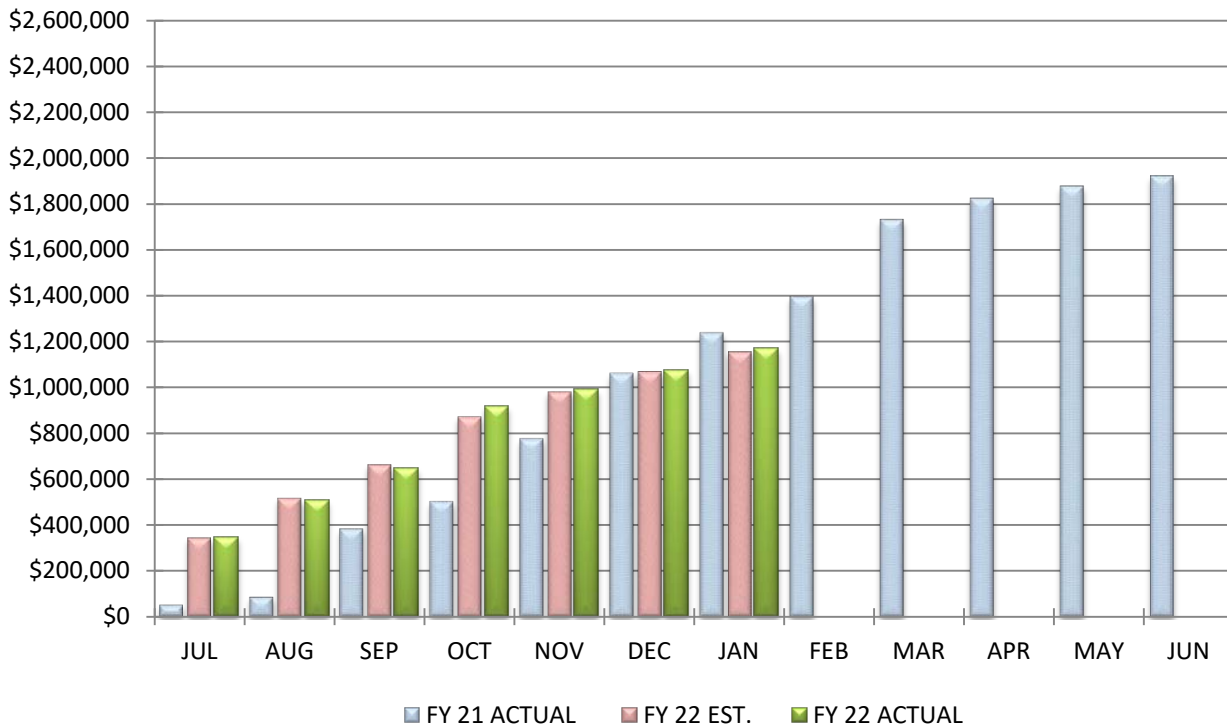
	<u>MONTH</u>	<u>YEAR-TO-DATE</u>
Actual Tax Allocation Receipts	\$0	\$1,508,098
Estimated Tax Allocation Receipts	\$0	\$1,513,626
Variance From Estimate	\$0 UNDER	(\$5,528)
Variance From Estimate	0.00% UNDER	-0.37%
Actual Prior Year	\$0	\$1,379,260
Total 2021-2022 Estimate		\$3,070,499
Percent Of Total Estimate Received		49.12%
Percent Of Budget Year Completed	7 months	58.33%

COMMENTS: We are on target with our annual estimates.

COMPARISON OF TOTAL MONTHLY OTHER REVENUES & OTHER FINANCING SOURCES



COMPARISON OF TOTAL YEAR-TO-DATE OTHER REVENUES & OTHER FINANCING SOURCES



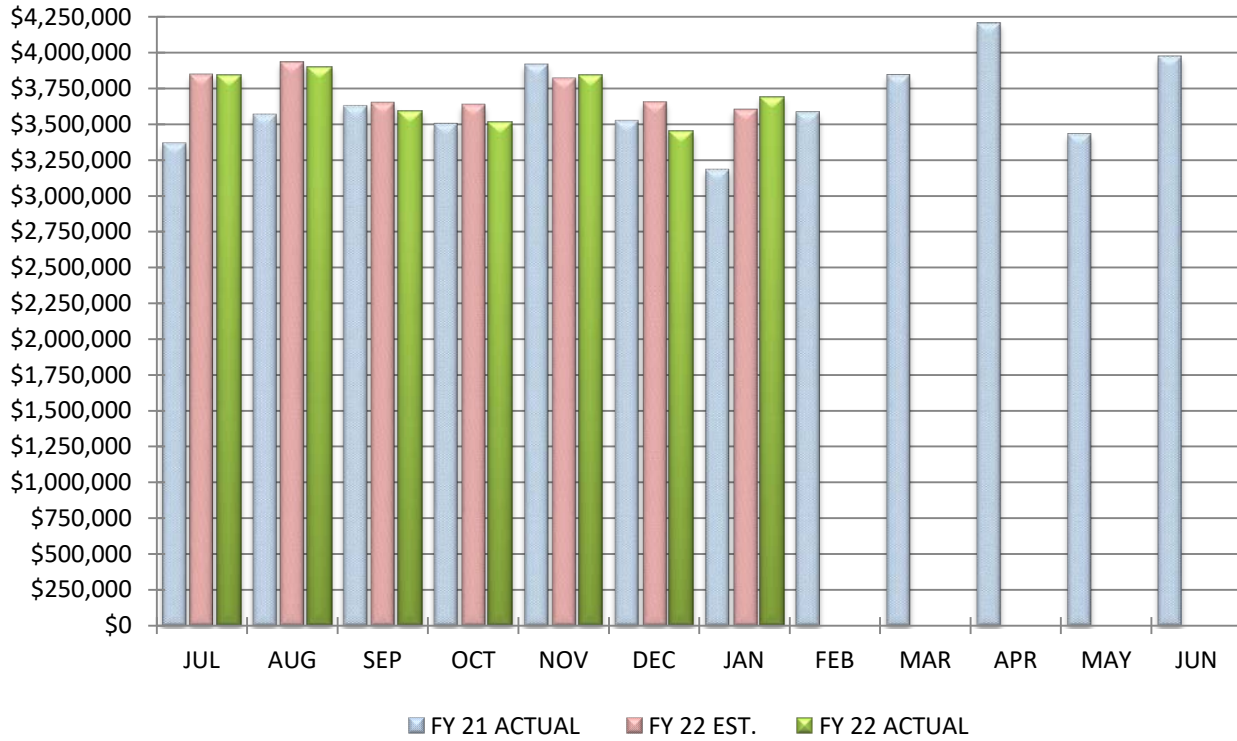
COMPARISON OF OTHER REVENUES & OTHER FINANCING SOURCES

January 31, 2022

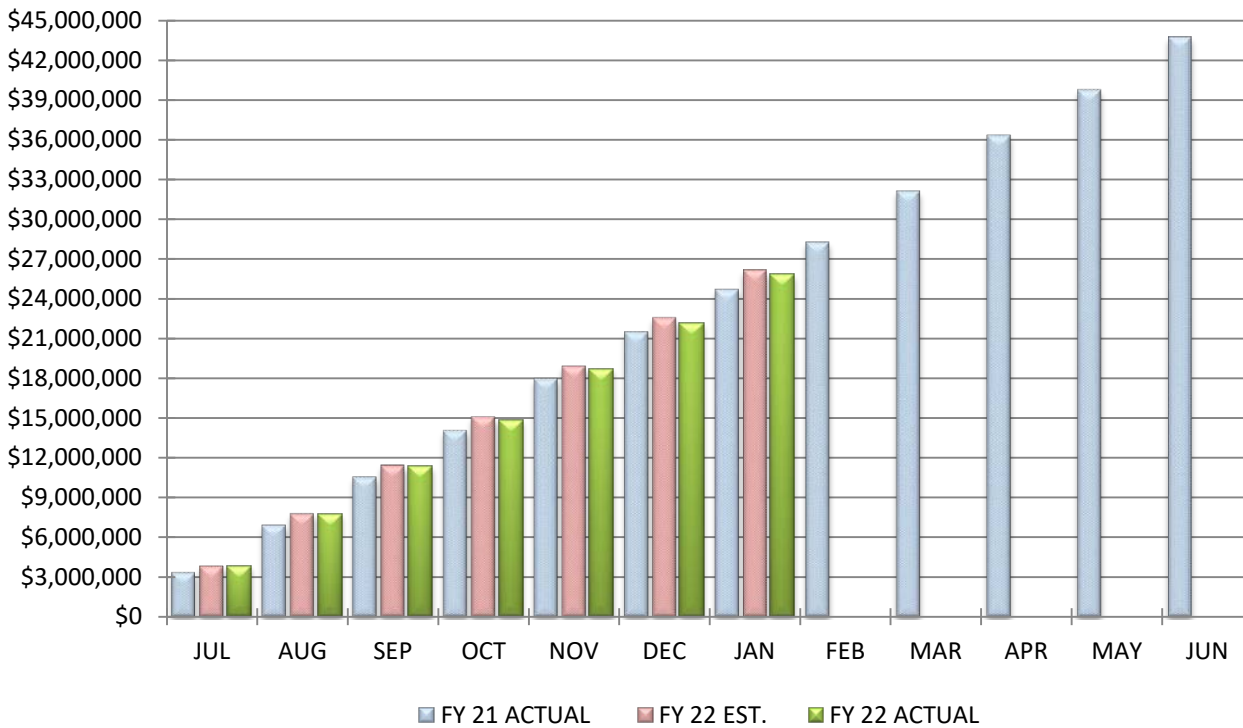
		<u>MONTH</u>		<u>YEAR-TO-DATE</u>
Actual Other Receipts		\$94,599		\$1,170,802
Estimated Other Receipts		\$85,580		\$1,153,951
Variance From Estimate	OVER	\$9,019	OVER	\$16,851
Variance From Estimate	OVER	10.54%	OVER	1.46%
Actual Prior Year		\$176,851		\$1,237,528
Total 2021-2022 Estimate				\$1,678,049
Percent Of Total Estimate Received				69.77%
Percent Of Budget Year Completed			7 months	58.33%

COMMENTS: We are on target with our annual estimates.

COMPARISON OF TOTAL MONTHLY EXPENDITURES & OTHER FINANCING USES



COMPARISON OF TOTAL YEAR-TO-DATE EXPENDITURES & OTHER FINANCING USES



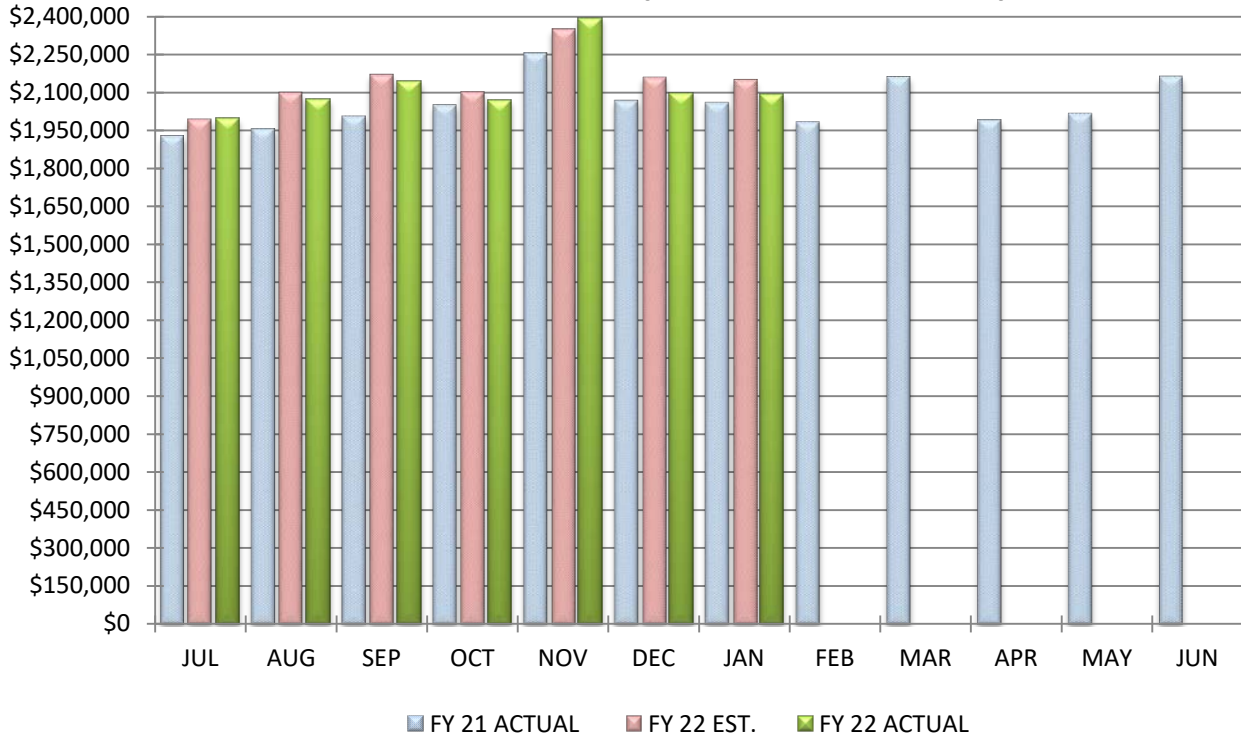
COMPARISON OF TOTAL EXPENDITURES & OTHER FINANCING USES

January 31, 2022

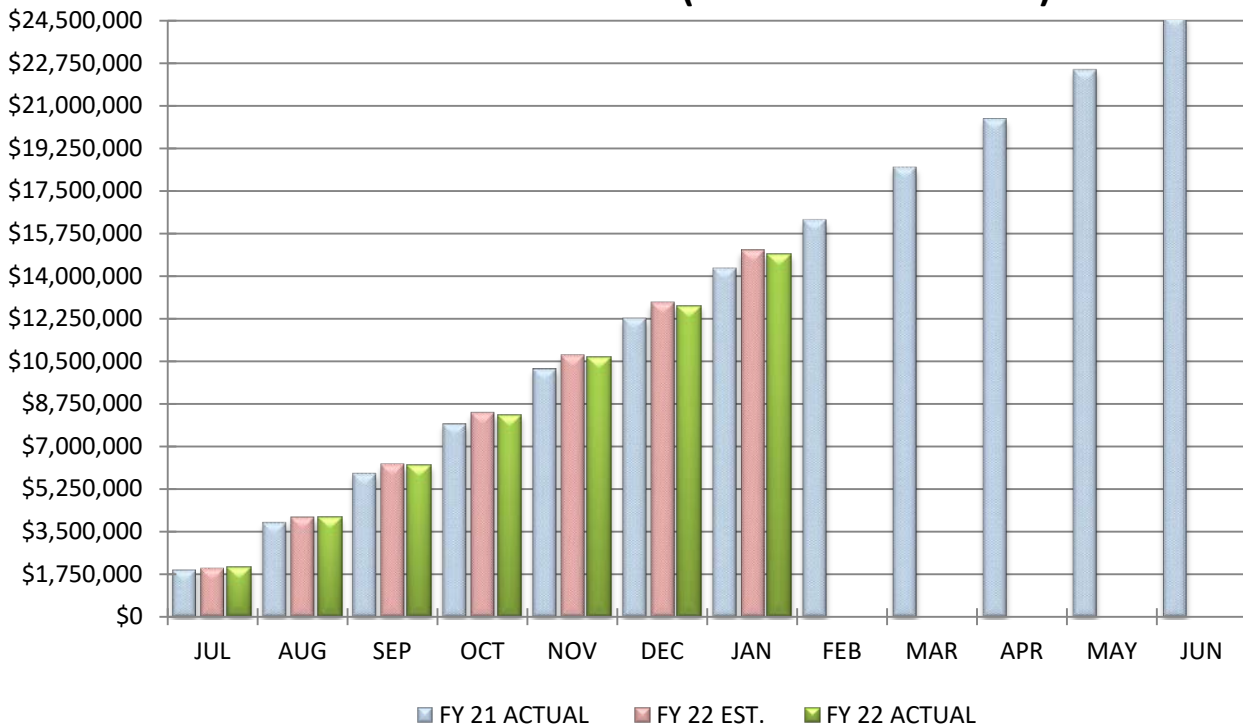
		<u>MONTH</u>		<u>YEAR-TO-DATE</u>
Actual Expenditures		\$3,689,921		\$25,829,301
Estimated Expenditures		\$3,601,197		\$26,128,902
Variance From Estimate	OVER	\$88,724	UNDER	(\$299,601)
Variance From Estimate	OVER	2.46%	UNDER	-1.15%
Actual Prior Year		\$3,183,851		\$24,691,152
Total 2021-2022 Estimate				\$45,395,039
Percent Of Total Estimate Spent				56.90%
Percent Of Budget Year Completed		7 months		58.33%

COMMENTS: We are on target with our annual estimates of total expenditures and continuing to trend under. Our favorable variance is due to trending under in most major expenditure areas at this time. Further discussion will be had for these areas on the specific sections related to these expenditures areas.

COMPARISON OF TOTAL MONTHLY PERSONAL SERVICES (SALARIES & WAGES)



COMPARISON OF TOTAL YEAR-TO-DATE PERSONAL SERVICES (SALARIES & WAGES)



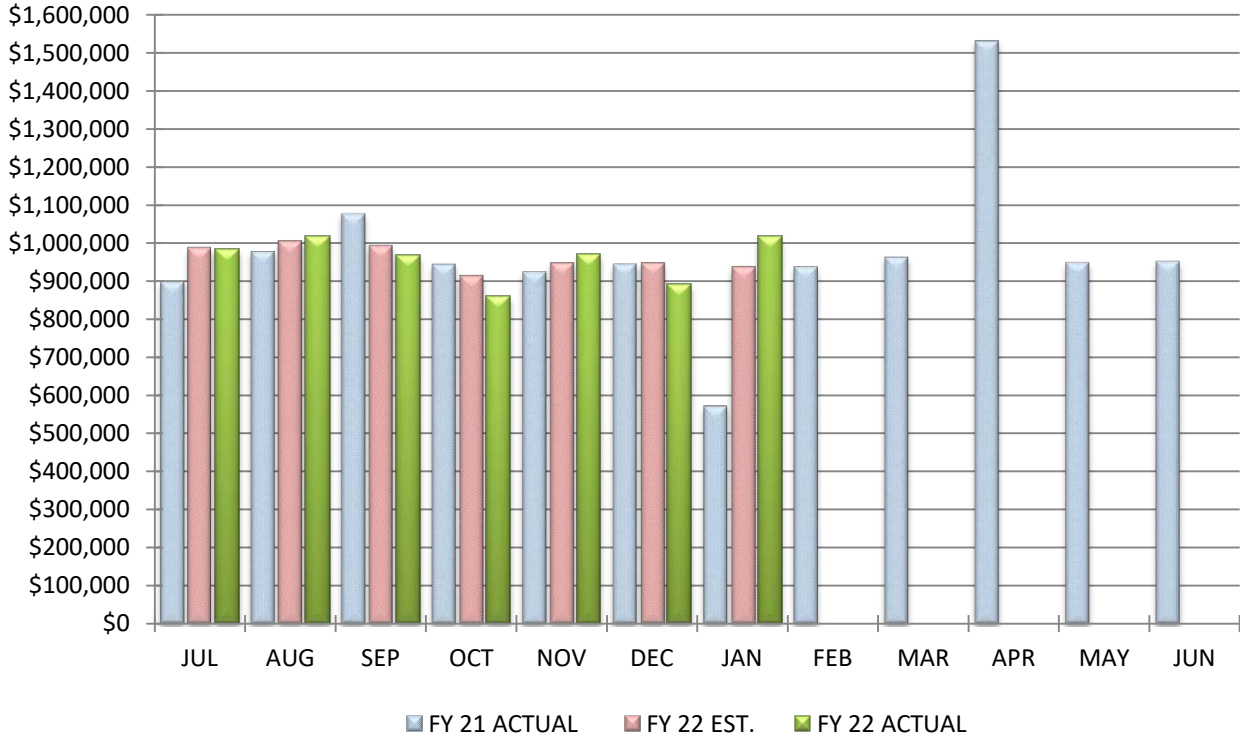
COMPARISON OF PERSONAL SERVICES (SALARIES & WAGES)

January 31, 2022

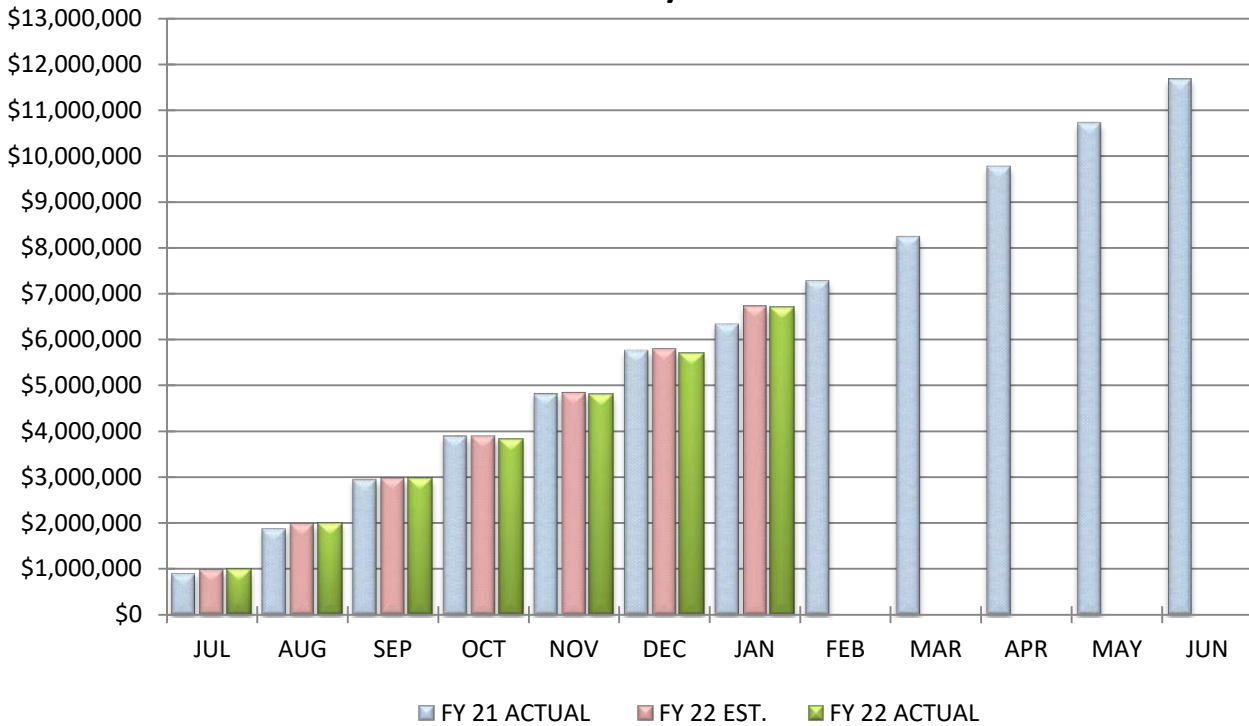
		<u>MONTH</u>		<u>YEAR-TO-DATE</u>
Actual Wage Expenditures		\$2,091,927		\$14,865,740
Estimated Wage Expenditures		\$2,149,677		\$15,026,449
Variance From Estimate	UNDER	(\$57,750)	UNDER	(\$160,709)
Variance From Estimate	UNDER	-2.69%	UNDER	-1.07%
Actual Prior Year		\$2,057,480		\$14,314,909
Total 2021-2022 Estimate				\$26,102,302
Percent Of Total Estimate Spent				56.95%
Percent Of Budget Year Completed			7 months	58.33%

COMMENTS: We are on target with our annual estimates.

COMPARISON OF TOTAL MONTHLY EMPLOYEES' RETIREMENT/INSURANCE BENEFITS



COMPARISON OF TOTAL YEAR-TO-DATE EMPLOYEES' RETIREMENT/INSURANCE BENEFITS



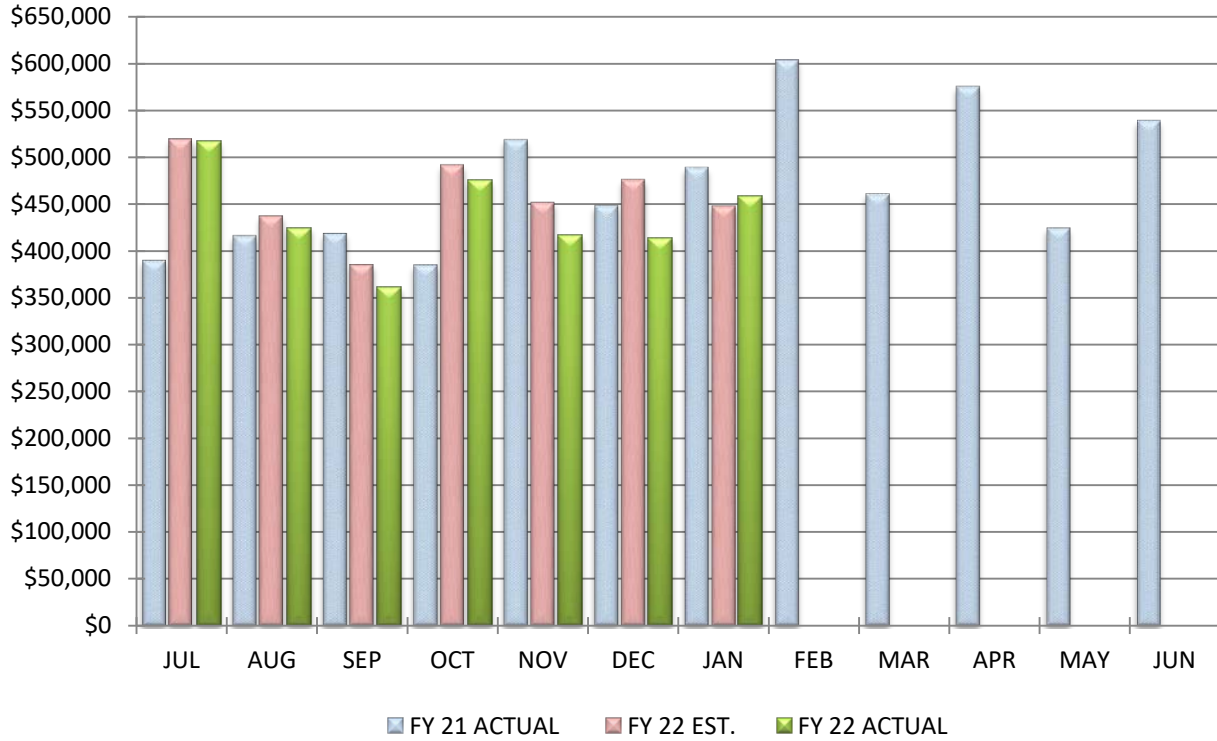
COMPARISON OF EMPLOYEES' RETIREMENT/INSURANCE BENEFITS

January 31, 2022

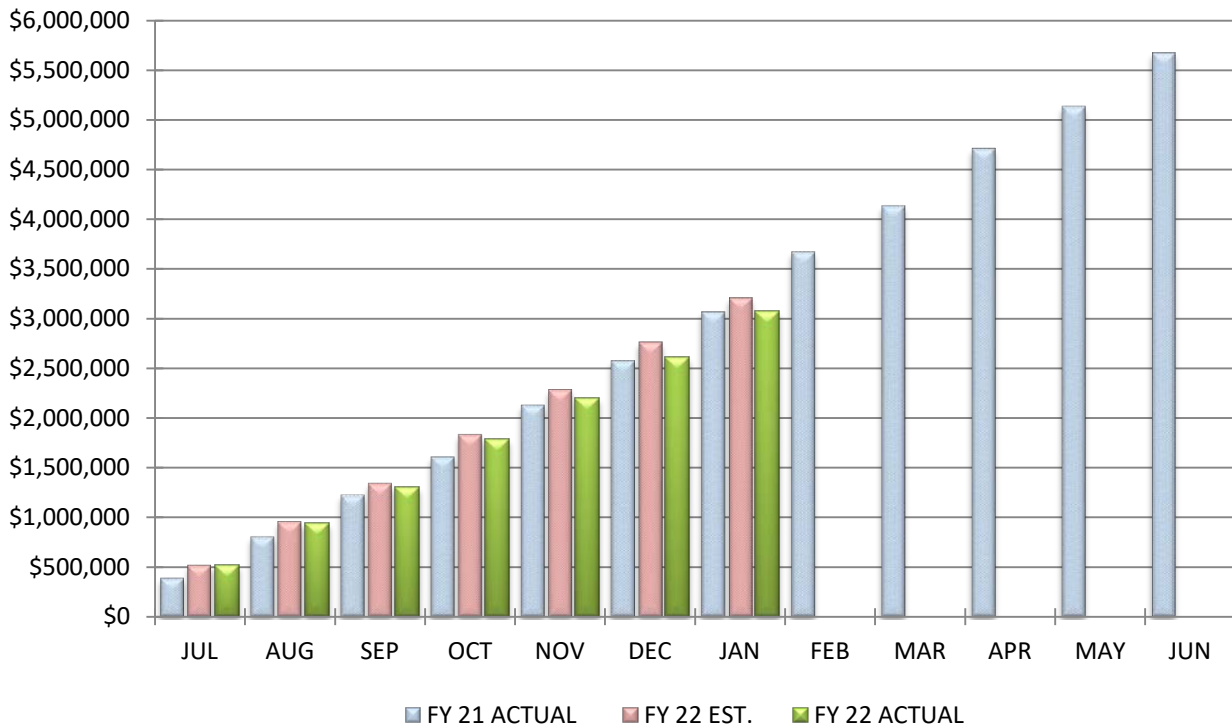
		<u>MONTH</u>		<u>YEAR-TO-DATE</u>
Actual Fringe Benefit Expenditures		\$1,017,618		\$6,707,821
Estimated Fringe Benefit Expenditures		\$936,235		\$6,721,693
Variance From Estimate	OVER	\$81,383	UNDER	(\$13,872)
Variance From Estimate	OVER	8.69%	UNDER	-0.21%
Actual Prior Year		\$572,645		\$6,341,146
Total 2021-2022 Estimate				\$11,477,008
Percent Of Total Estimate Spent				58.45%
Percent Of Budget Year Completed			7 months	58.33%

COMMENTS: We are on target with our annual estimates.

COMPARISON OF TOTAL MONTHLY PURCHASED SERVICES



COMPARISON OF TOTAL YEAR-TO-DATE PURCHASED SERVICES



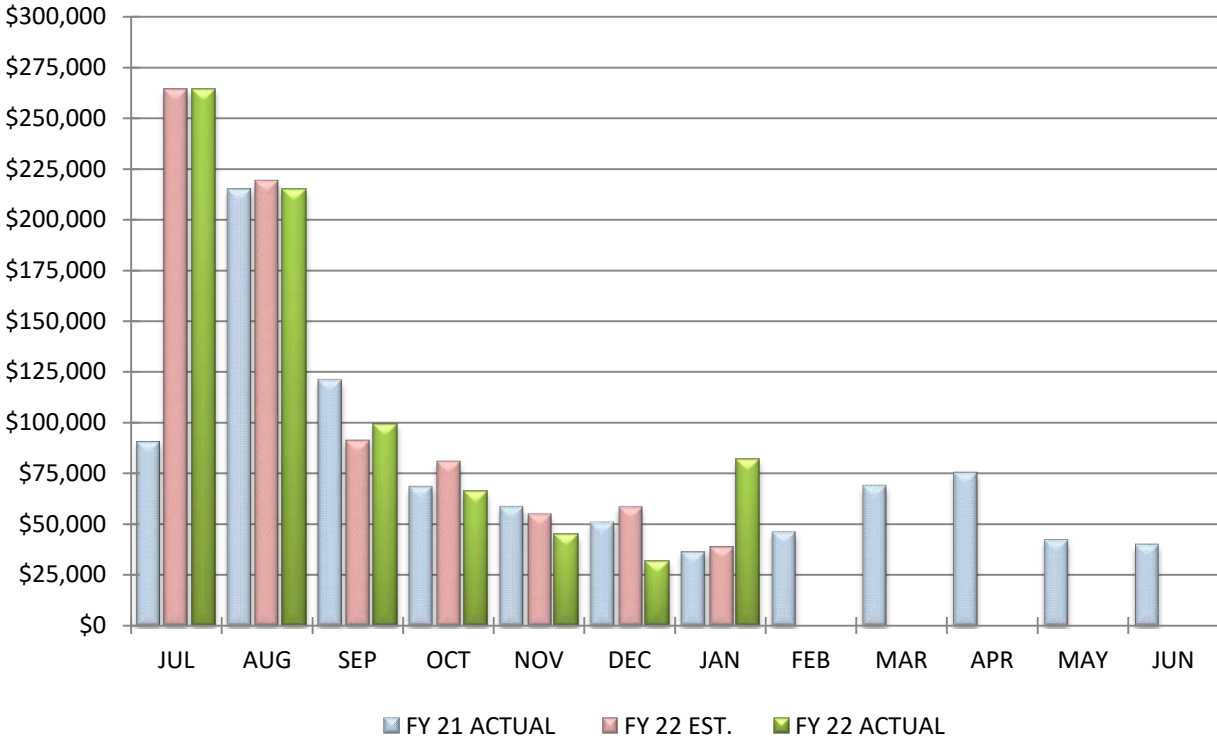
COMPARISON OF PURCHASED SERVICES

January 31, 2022

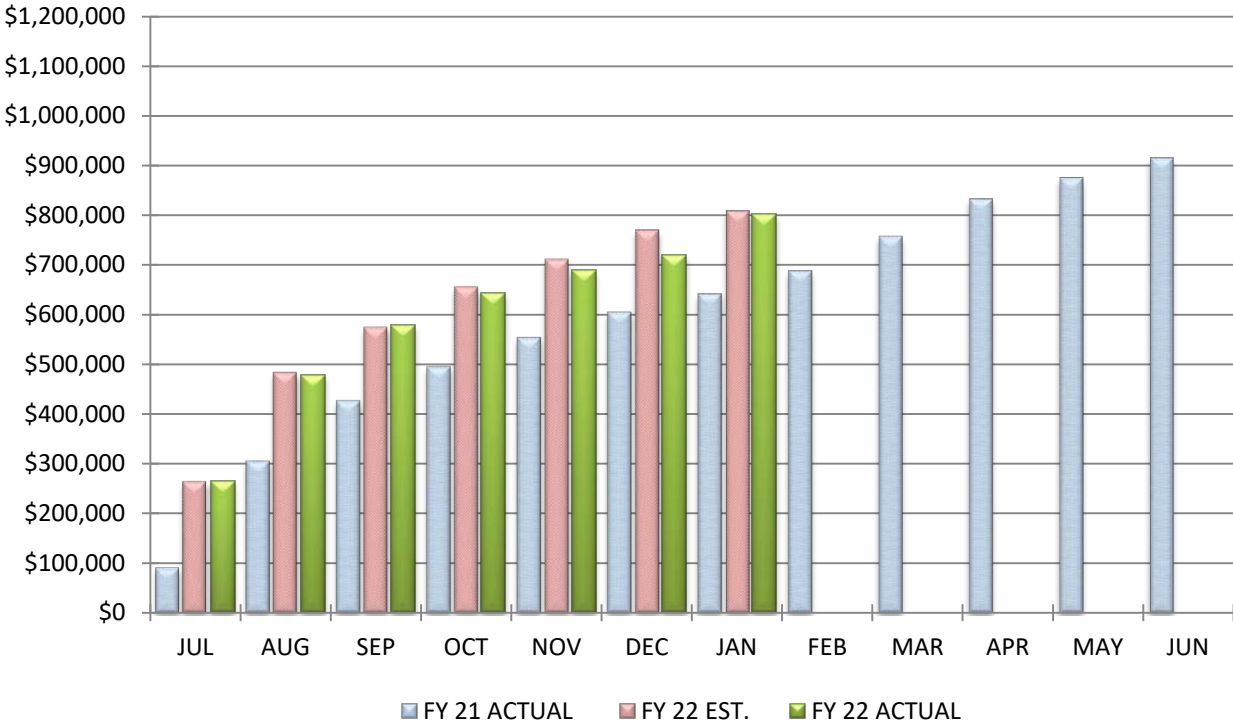
		<u>MONTH</u>		<u>YEAR-TO-DATE</u>
Actual Service Expenditures		\$458,447		\$3,066,626
Estimated Service Expenditures		\$447,090		\$3,203,875
Variance From Estimate	OVER	\$11,357	UNDER	(\$137,249)
Variance From Estimate	OVER	2.54%	UNDER	-4.28%
Actual Prior Year		\$488,708		\$3,063,943
Total 2021-2022 Estimate				\$5,797,074
Percent Of Total Estimate Spent				52.90%
Percent Of Budget Year Completed			7 months	58.33%

COMMENTS: We are on target with our annual estimates and continue to have a favorable variance. There are several factors at play in our purchase services line. We are expecting increases in this expenditure area due to utilities for our new facilities, property insurances, and increased repair costs for all of our facilities. Some expenditure areas that are counteracting these anticipated increases are due to the changes in the state funding formula and how students are funded where they are educated. We have historically had to post an expenditure for items like open enrollment, community school transfers, scholarships and other state tuition programs. These deductions should no longer occur under the new formula and have caused our expenditures to continue to come in under estimates. While we wait for the new formula to be rolled out we have attempted to account for these impacts in our budgeting, but this too is lending to favorable balance.

COMPARISON OF TOTAL MONTHLY SUPPLIES AND MATERIALS



COMPARISON OF TOTAL YEAR-TO-DATE SUPPLIES AND MATERIALS



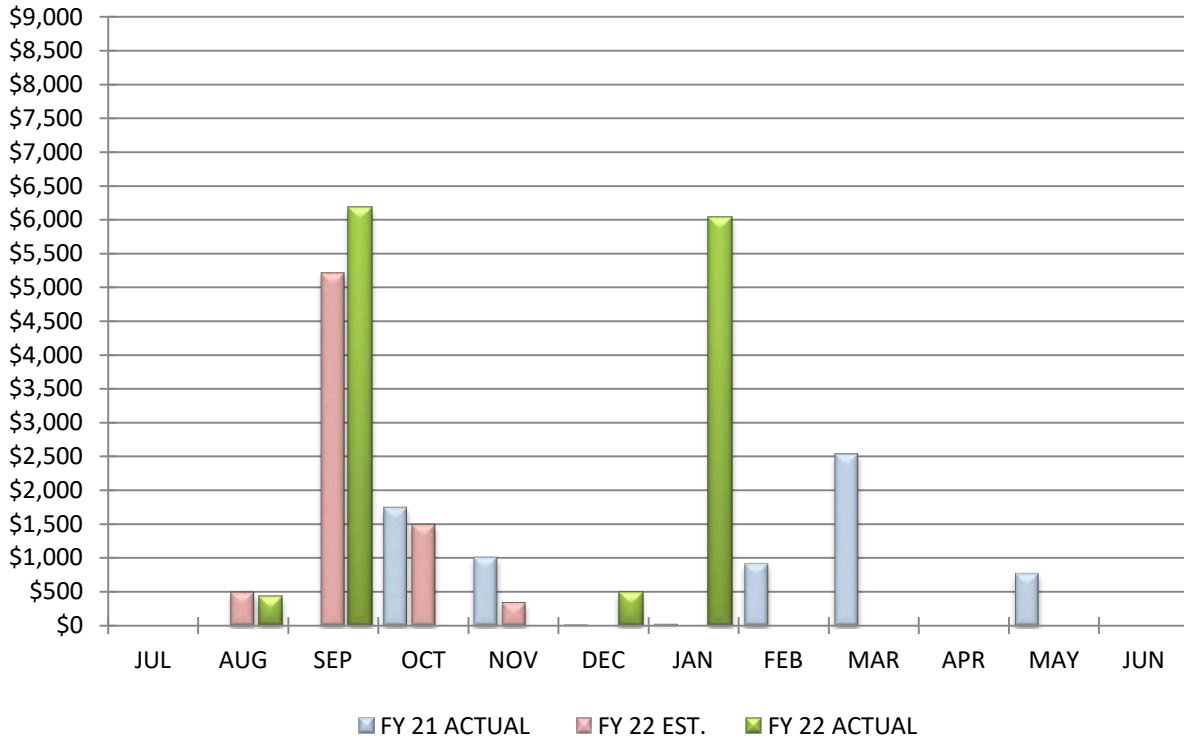
COMPARISON OF SUPPLIES AND MATERIALS

January 31, 2022

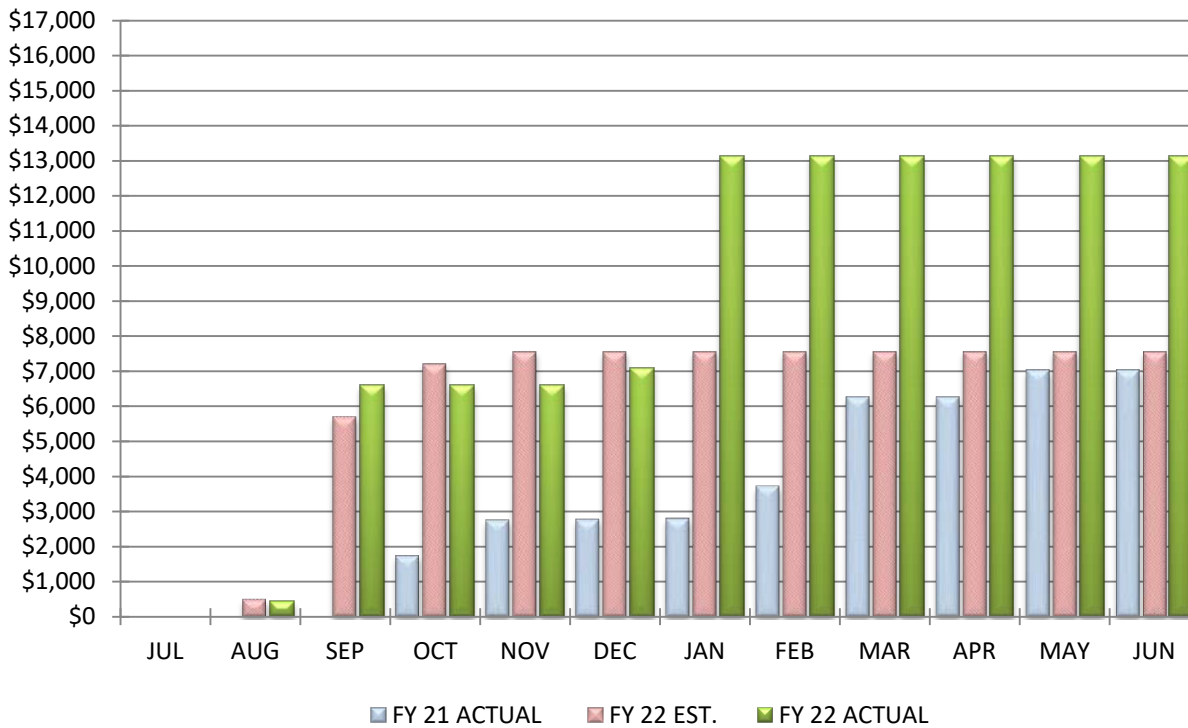
		<u>MONTH</u>		<u>YEAR-TO-DATE</u>
Actual Material Expenditures		\$82,038		\$802,120
Estimated Material Expenditures		\$39,035		\$808,215
Variance From Estimate	OVER	\$43,003	UNDER	(\$6,095)
Variance From Estimate	OVER	110.17%	UNDER	-0.75%
Actual Prior Year		\$36,581		\$641,101
Total 2021-2022 Estimate				\$1,063,249
Percent Of Total Estimate Spent				75.44%
Percent Of Budget Year Completed			7 months	58.33%

COMMENTS: We are on target with our annual estimates.

COMPARISON OF TOTAL MONTHLY CAPITAL OUTLAY



COMPARISON OF TOTAL YEAR-TO-DATE CAPITAL OUTLAY



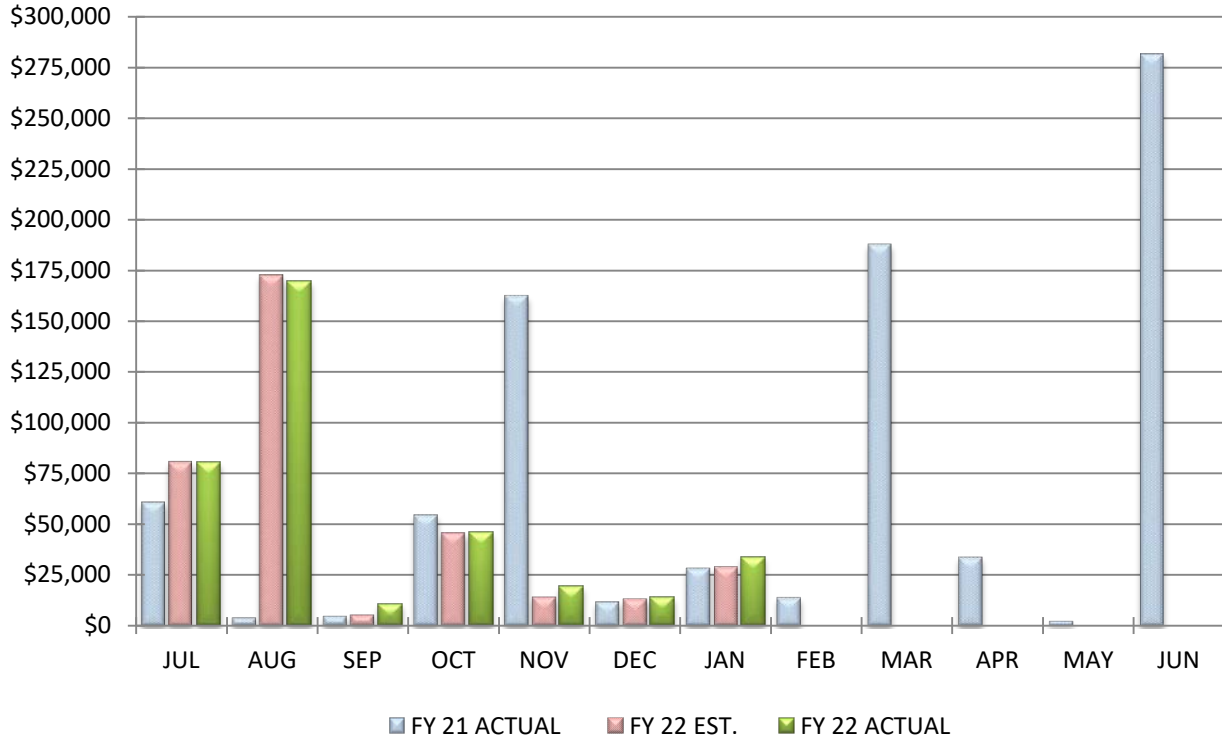
COMPARISON OF CAPITAL OUTLAY

January 31, 2022

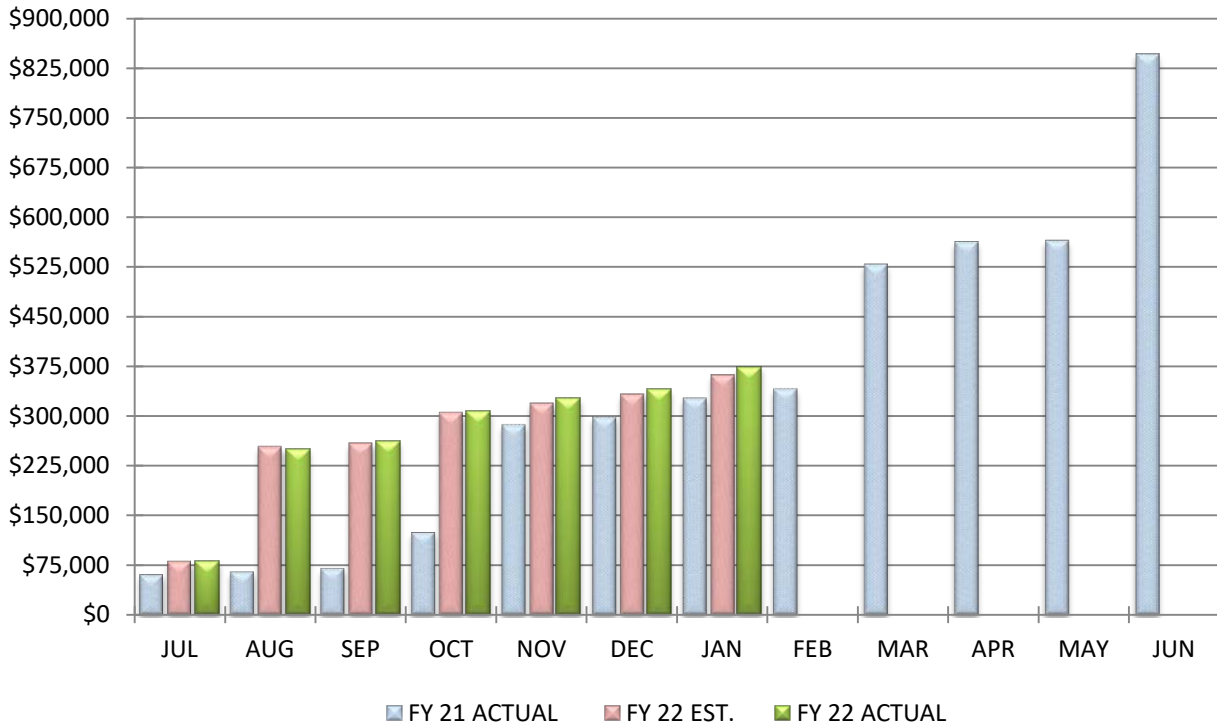
		<u>MONTH</u>		<u>YEAR-TO-DATE</u>
Actual Equipment Expenditures		\$6,043		\$13,135
Estimated Equipment Expenditures		\$0		\$7,550
Variance From Estimate	OVER	\$6,043	OVER	\$5,585
Variance From Estimate	OVER	0.00%	OVER	73.97%
Actual Prior Year		\$27		\$2,798
Total 2021-2022 Estimate				\$255,000
Percent Of Total Estimate Spent				5.15%
Percent Of Budget Year Completed		7 months		58.33%

COMMENTS: We are on target with our annual estimates.

**COMPARISON OF TOTAL MONTHLY
OTHER EXPENDITURE OBJECTS & OTHER FINANCING USES**



**COMPARISON OF TOTAL YEAR-TO-DATE
OTHER EXPENDITURE OBJECTS & OTHER FINANCING USES**



COMPARISON OF OTHER EXPENDITURE OBJECTS & OTHER FINANCING USES

January 31, 2022

		<u>MONTH</u>		<u>YEAR-TO-DATE</u>
Actual Other Expenditures		\$33,848		\$373,858
Estimated Other Expenditures		\$29,160		\$361,120
Variance From Estimate	OVER	\$4,688	OVER	\$12,738
Variance From Estimate	OVER	16.08%	OVER	3.53%
Actual Prior Year		\$28,410		\$327,254
Total 2021-2022 Estimate				\$700,406
Percent Of Total Estimate Spent				53.38%
Percent Of Budget Year Completed		7 months		58.33%

COMMENTS: We are trending a little over in our Other Expenditure Objects & Other financing Uses area. This is where we post our Ohio Department of Taxation (ODOT) processing fees for the collection, processing, and remittance of our income tax collections. Since we have seen our income tax receipts come in higher than anticipated, this has caused the ODOT fees be slightly higher as well. We still expect that our actual expenditures for this area will be in line annual estimates.



BIG WALNUT | INSPIRE
LOCAL SCHOOLS & GUIDE

RECEIPTS, EXPENDITURES, AND FUND BALANCES REPORT
AND
MONTHLY SUMMARY CHECK REGISTER

JANUARY 2022 - RECEIPTS, EXPENDITURES, AND FUND BALANCES REPORT

Code	Fund Description	FY Beginning Balance	MTD Actual Receipts	FYTD Actual Receipts	MTD Expended	FYTD Expended	Current Balance	FY Encumbrances	FYTD Unencumbered
001	GENERAL	\$13,412,580.60	\$7,038,792.11	\$31,344,386.52	\$3,689,920.75	\$25,829,300.62	\$18,927,666.50	\$1,955,603.31	\$16,972,063.19
002	BOND RETIREMENT	5,658,379.48	1,323,661.00	5,721,327.68	0.00	6,883,010.20	4,496,696.96	2,516,381.12	1,980,315.84
003	PERMANENT IMPROVEMENT	1,292,222.40	196,340.51	990,234.78	160,855.58	1,027,631.57	1,254,825.61	1,098,438.81	156,386.80
004	BUILDING	27,057,383.59	12,234.16	171,883.29	3,327,473.45	19,547,152.61	7,682,114.27	6,830,831.12	851,283.15
006	FOOD SERVICE	2,665.99	28,304.69	1,364,527.00	125,518.43	1,314,643.54	52,549.45	200,868.23	(148,318.78)
012	ADULT EDUCATION	4,019.80	0.00	0.00	0.00	0.00	4,019.80	0.00	4,019.80
014	ROTARY-INTERNAL SERVICES	28,876.30	639.45	15,946.59	131.80	18,258.43	26,564.46	25,055.57	1,508.89
018	PUBLIC SCHOOL SUPPORT	111,989.50	14,673.93	33,846.63	2,267.14	25,773.39	120,062.74	12,629.07	107,433.67
019	OTHER GRANT	7,371.44	0.00	3,000.00	0.00	0.00	10,371.44	2,735.60	7,635.84
022	DISTRICT AGENCY	74,170.04	233.73	112,740.12	0.00	121,647.89	65,262.27	13,514.37	51,747.90
028	SPECIAL EDUCATION FUND	892.58	0.00	0.00	0.00	0.00	892.58	0.00	892.58
070	CAPITAL PROJECTS	113,119.03	0.00	912.53	0.00	9,275.60	104,755.96	3,300.00	101,455.96
200	STUDENT MANAGED ACTIVITY	147,532.99	6,026.62	40,544.40	1,998.80	33,024.58	155,052.81	74,880.32	80,172.49
300	DISTRICT MANAGED ACTIVITY	83,317.11	24,979.22	286,059.25	25,360.62	221,652.54	147,723.82	55,470.25	92,253.57
401	AUXILIARY SERVICES	89,080.87	46.28	168,074.67	16,444.77	228,302.81	28,852.73	13,431.46	15,421.27
451	DATA COMMUNICATION FUND	0.00	0.00	6,300.00	0.00	0.00	6,300.00	0.00	6,300.00
467	STUDENT WELLNESS AND SUCCESS FUND	144,195.09	0.00	0.00	11,494.87	80,540.54	63,654.55	1,537.09	62,117.46
499	MISCELLANEOUS STATE GRANT FUND	7,523.29	21,072.44	52,179.14	0.00	18,552.09	41,150.34	847.16	40,303.18
507	ELEMENTARY AND SECONDARY SCHOOL EMERGENCY RELIEF FUND	(99,059.96)	0.00	175,502.82	51,230.77	257,591.11	(181,148.25)	0.00	(181,148.25)
510	CORONA VIRUS RELIEF FUND	(2,575.39)	0.00	2,575.39	0.00	0.00	0.00	0.00	0.00
516	IDEA PART B GRANTS	(46,319.46)	0.00	370,085.77	64,230.13	416,887.87	(93,121.56)	85,634.58	(178,756.14)
551	LIMITED ENGLISH PROFICIENCY	0.00	0.00	0.00	0.00	0.00	0.00	0.00	0.00
572	TITLE I DISADVANTAGED CHILDREN	(14,524.59)	0.00	109,495.15	18,535.12	132,140.80	(37,170.24)	0.00	(37,170.24)
584	STUDENT SUPPORT AND ACADEMIC ENRICH	0.00	0.00	2,144.18	(2.85)	2,629.99	(485.81)	430.98	(916.79)
587	IDEA PRESCHOOL-HANDICAPPED	(309.00)	0.00	10,461.81	2,838.64	14,410.77	(4,257.96)	0.00	(4,257.96)
590	IMPROVING TEACHER QUALITY	(1,870.92)	0.00	9,704.18	1,041.00	8,979.11	(1,145.85)	9,253.29	(10,399.14)
599	MISCELLANEOUS FED. GRANT FUND	(250.44)	0.00	0.00	250.44	(250.44)	0.00	0.00	0.00
Grand Total		\$48,070,410.34	\$8,667,004.14	\$40,991,931.90	\$7,499,589.46	\$56,191,155.62	\$32,871,186.62	\$12,900,842.33	\$19,970,344.29

Big Walnut Local Schools Disbursement Report-All Checks

Check #	Check Type	Vendor #	Primary Name	Date	Amount	Reconcile Date	Status	Void Date	Type
0 Electronic				1/14/2022	\$ 1,124,065.96		OUTSTANDING		PAYROLL
0 Electronic		900015	PNC Bank Visa - BWC	1/24/2022	95,024.00		VOID	1/31/2022	ACCOUNTS_PAYA BLE
0 Electronic		900500	Payroll Account	1/24/2022	32,751.86		OUTSTANDING		ACCOUNTS_PAYA BLE
0 Electronic		910000	STATE TEACHERS	1/24/2022	115,966.53		OUTSTANDING		ACCOUNTS_PAYA BLE
0 Electronic		920000	SCHOOL EMPLOYEES	1/24/2022	38,066.81		OUTSTANDING		ACCOUNTS_PAYA BLE
0 Electronic		900001	PNC Bank - Visa	1/28/2022	1,114,155.54		OUTSTANDING		PAYROLL
0 Electronic				1/28/2022	11,807.87		OUTSTANDING		ACCOUNTS_PAYA BLE
0 Electronic				1/31/2022	7,500.00		OUTSTANDING		PAYROLL
0 Electronic		900025	Dearborn Life Insurance Co	1/31/2022	1,666.62		OUTSTANDING		ACCOUNTS_PAYA BLE
0 Electronic		900500	Payroll Account	1/31/2022	32,594.04		OUTSTANDING		ACCOUNTS_PAYA BLE
0 Electronic		991739	Anthem Blue Cross Blue Shield	1/31/2022	521,380.61		OUTSTANDING		ACCOUNTS_PAYA BLE
0 Electronic		900800	Delta Dental Plan of Ohio, Inc	1/31/2022	12,758.31		OUTSTANDING		ACCOUNTS_PAYA BLE
0 Electronic		900025	Dearborn Life Insurance Co	1/31/2022	1,657.80		OUTSTANDING		ACCOUNTS_PAYA BLE
0 Electronic		910000	STATE TEACHERS	1/31/2022	136,091.47		OUTSTANDING		ACCOUNTS_PAYA BLE
0 Electronic		920000	SCHOOL EMPLOYEES	1/31/2022	52,081.19		OUTSTANDING		ACCOUNTS_PAYA BLE
0 Electronic		920001	CME Federal Credit Union	1/31/2022	95,024.28		VOID	1/31/2022	ACCOUNTS_PAYA BLE
0 Electronic		900015	PNC Bank Visa - BWC	1/31/2022	95,024.00		OUTSTANDING		ACCOUNTS_PAYA BLE
0 Electronic		920001	CME Federal Credit Union	1/31/2022	24,500.00		OUTSTANDING		ACCOUNTS_PAYA BLE
0 Electronic		920001	CME Federal Credit Union	1/31/2022	500.00		OUTSTANDING		ACCOUNTS_PAYA BLE
126247 Check		226	Baudville, Inc.	1/18/2022	46.70		OUTSTANDING		ACCOUNTS_PAYA BLE
126248 Check		737	School Health Corporation	1/18/2022	35.09		OUTSTANDING		ACCOUNTS_PAYA BLE
126249 Check		1008	Rumpke of Ohio, Inc.	1/18/2022	5,449.79		OUTSTANDING		ACCOUNTS_PAYA BLE
126250 Check		1115	Del-Co Water Co.	1/18/2022	3,165.52		OUTSTANDING		ACCOUNTS_PAYA BLE
126251 Check		2502	VILLAGE OF SUNBURY	1/18/2022	3,681.20		OUTSTANDING		ACCOUNTS_PAYA BLE
126252 Check		2504	American Electric	1/18/2022	22,830.12		OUTSTANDING		ACCOUNTS_PAYA BLE
126253 Check		3036	NASCO	1/18/2022	31.04		OUTSTANDING		ACCOUNTS_PAYA BLE

Big Walnut Local Schools Disbursement Report-All Checks

Check #	Check Type	Vendor #	Primary Name	Date	Amount	Reconcile Date	Status	Void Date	Type
126254	Check	3137	Tristar Transportation Co	1/18/2022	\$ 10,348.42		OUTSTANDING		ACCOUNTS_PAYA BLE
126255	Check	4154	GOPHER SPORT	1/18/2022	249.00		OUTSTANDING		ACCOUNTS_PAYA BLE
126256	Check	4290	School Specialty, Inc.	1/18/2022	394.69		OUTSTANDING		ACCOUNTS_PAYA BLE
126257	Check	5237	ESC of Central Ohio	1/18/2022	29,614.58		OUTSTANDING		ACCOUNTS_PAYA BLE
126258	Check	5417	Super Duper Publications	1/18/2022	205.00		OUTSTANDING		ACCOUNTS_PAYA BLE
126259	Check	5725	BRICKER & ECKLER LLP	1/18/2022	4,316.90		OUTSTANDING		ACCOUNTS_PAYA BLE
126260	Check	6335	Verizon Wireless	1/18/2022	375.91		OUTSTANDING		ACCOUNTS_PAYA BLE
126261	Check	6457	Delaware County Sheriff's Offc	1/18/2022	10,499.23		OUTSTANDING		ACCOUNTS_PAYA BLE
126262	Check	6550	Central Restaurant Products	1/18/2022	9,715.65		OUTSTANDING		ACCOUNTS_PAYA BLE
126263	Check	7016	WESTERVILLE HERITAGE MIDDLE	1/18/2022	200.00		OUTSTANDING		ACCOUNTS_PAYA BLE
126264	Check	7116	DUBLIN CITY SCHOOLS	1/18/2022	325.00		OUTSTANDING		ACCOUNTS_PAYA BLE
126265	Check	7399	Burchett, Carol	1/18/2022	191.44		OUTSTANDING		ACCOUNTS_PAYA BLE
126266	Check	7483	Croton Craft LLC	1/18/2022	785.68		OUTSTANDING		ACCOUNTS_PAYA BLE
126267	Check	7798	Ohio Capital Conference - HS	1/18/2022	40.00		OUTSTANDING		ACCOUNTS_PAYA BLE
126268	Check	8756	Columbus Clay Company	1/18/2022	155.00		OUTSTANDING		ACCOUNTS_PAYA BLE
126269	Check	9111	Pyrinex, Inc.	1/18/2022	1,131.00		OUTSTANDING		ACCOUNTS_PAYA BLE
126270	Check	70182	WORTHINGTON DIRECT	1/18/2022	482.58		OUTSTANDING		ACCOUNTS_PAYA BLE
126271	Check	70203	Music & Arts Center	1/18/2022	350.00		OUTSTANDING		ACCOUNTS_PAYA BLE
126272	Check	70883	FLORIDA FARM BUREAU	1/18/2022	45.60		OUTSTANDING		ACCOUNTS_PAYA BLE
126273	Check	711113	Read, Amy	1/18/2022	18.48		OUTSTANDING		ACCOUNTS_PAYA BLE
126274	Check	723780	Direct Energy Business, LLC	1/18/2022	3,537.83		OUTSTANDING		ACCOUNTS_PAYA BLE
126275	Check	725155	School Pride Ltd.	1/18/2022	690.00		OUTSTANDING		ACCOUNTS_PAYA BLE
126276	Check	789693	Shelton, Brian	1/18/2022	115.47		OUTSTANDING		ACCOUNTS_PAYA BLE
126277	Check	789712	Leinweber, Nicole	1/18/2022	84.00		OUTSTANDING		ACCOUNTS_PAYA BLE

Big Walnut Local Schools Disbursement Report-All Checks

Check #	Check Type	Vendor #	Primary Name	Date	Amount	Reconcile Date	Status	Void Date	Type
126278	Check	789907	Kim Hoessly Piano Tuning	1/18/2022	\$ 100.00		OUTSTANDING		ACCOUNTS_PAYA BLE
126279	Check	790025	Southpaw Enterprises	1/18/2022	357.00		OUTSTANDING		ACCOUNTS_PAYA BLE
126280	Check	790326	Friends Office	1/18/2022	181.88		OUTSTANDING		ACCOUNTS_PAYA BLE
126281	Check	790489	WORTHINGTON KILBOURNE H.S.	1/18/2022	220.00		OUTSTANDING		ACCOUNTS_PAYA BLE
126282	Check	790734	Easton Telecom Services, LLC	1/18/2022	1,492.99		OUTSTANDING		ACCOUNTS_PAYA BLE
126283	Check	791051	Auditor of State	1/18/2022	723.00		OUTSTANDING		ACCOUNTS_PAYA BLE
126284	Check	791146	Whitehall-Yearling High School	1/18/2022	175.00		OUTSTANDING		ACCOUNTS_PAYA BLE
126285	Check	791297	Wilson Language Training Corp	1/18/2022	1,477.98		OUTSTANDING		ACCOUNTS_PAYA BLE
126286	Check	791495	Professional Speech Services	1/18/2022	37,830.00		OUTSTANDING		ACCOUNTS_PAYA BLE
126287	Check	791554	The Equipment Guys, Inc.	1/18/2022	39,250.00		OUTSTANDING		ACCOUNTS_PAYA BLE
126288	Check	791599	Jostens, Inc.	1/18/2022	2,311.11		OUTSTANDING		ACCOUNTS_PAYA BLE
126289	Check	791690	Westerville City School Dist.	1/18/2022	50.00		OUTSTANDING		ACCOUNTS_PAYA BLE
126290	Check	792021	Stoughton, Thomas A	1/18/2022	75.00		OUTSTANDING		ACCOUNTS_PAYA BLE
126291	Check	792468	Healthcare Billing Services	1/18/2022	768.15		OUTSTANDING		ACCOUNTS_PAYA BLE
126292	Check	792556	Consolidated Electric Coop Inc	1/18/2022	38,635.00		OUTSTANDING		ACCOUNTS_PAYA BLE
126293	Check	793012	Smith - Feike - Minton, Inc.	1/18/2022	2,898.00		OUTSTANDING		ACCOUNTS_PAYA BLE
126294	Check	793092	WORKS, International, Inc.	1/18/2022	2,197.00		OUTSTANDING		ACCOUNTS_PAYA BLE
126295	Check	793094	Johnson-Stubber, Christie	1/18/2022	12.94		OUTSTANDING		ACCOUNTS_PAYA BLE
126296	Check	793649	Franklin Computer Svcs Group	1/18/2022	5,021.25		OUTSTANDING		ACCOUNTS_PAYA BLE
126297	Check	793803	Decker Equipment/School fix	1/18/2022	5,560.55		OUTSTANDING		ACCOUNTS_PAYA BLE
126298	Check	793839	AMLE	1/18/2022	199.96		OUTSTANDING		ACCOUNTS_PAYA BLE
126299	Check	794209	Highland Local School District	1/18/2022	200.00		OUTSTANDING		ACCOUNTS_PAYA BLE
126300	Check	794230	BC Technologies Company	1/18/2022	645.00		OUTSTANDING		ACCOUNTS_PAYA BLE
126301	Check	794321	New Albany Middle School	1/18/2022	250.00		OUTSTANDING		ACCOUNTS_PAYA BLE

Big Walnut Local Schools Disbursement Report-All Checks

Check #	Check Type	Vendor #	Primary Name	Date	Amount	Reconcile Date	Status	Void Date	Type
126302	Check	794352	Galion High School	1/18/2022	\$ 250.00		OUTSTANDING		ACCOUNTS_PAYA BLE
126303	Check	794374	Boehm, Dawn	1/18/2022	41.89		OUTSTANDING		ACCOUNTS_PAYA BLE
126304	Check	794457	Collins, Kristina	1/18/2022	100.00		OUTSTANDING		ACCOUNTS_PAYA BLE
126305	Check	794496	Nigl, Casandra	1/18/2022	113.40		OUTSTANDING		ACCOUNTS_PAYA BLE
126306	Check	794556	Boundless Behavioral HealthInc	1/18/2022	2,698.50		OUTSTANDING		ACCOUNTS_PAYA BLE
126307	Check	794588	Lakes Golf & Country Club Inc.	1/18/2022	3,780.00		OUTSTANDING		ACCOUNTS_PAYA BLE
126308	Check	794615	BDK Enterprises, Inc.	1/18/2022	97.45		OUTSTANDING		ACCOUNTS_PAYA BLE
126309	Check	794792	Team Sports, Inc.	1/18/2022	461.00		OUTSTANDING		ACCOUNTS_PAYA BLE
126310	Check	794823	AED Superstore	1/18/2022	389.80		OUTSTANDING		ACCOUNTS_PAYA BLE
126311	Check	794833	Asset Genie, Inc.	1/18/2022	698.95		OUTSTANDING		ACCOUNTS_PAYA BLE
126312	Check	795332	Wimbish, Thomas	1/18/2022	16.41		OUTSTANDING		ACCOUNTS_PAYA BLE
126313	Check	795339	Whiteside, Justin	1/18/2022	114.00		OUTSTANDING		ACCOUNTS_PAYA BLE
126314	Check	795345	Access 2 Interpreters, LLC	1/18/2022	35.00		OUTSTANDING		ACCOUNTS_PAYA BLE
126315	Check	795379	Waterlogic USA Inc.	1/18/2022	180.00		OUTSTANDING		ACCOUNTS_PAYA BLE
126316	Check	795494	Voorhis Stone Welsh Crossland	1/18/2022	112,120.00		OUTSTANDING		ACCOUNTS_PAYA BLE
126317	Check	795548	Reach Educational Services	1/18/2022	4,914.00		OUTSTANDING		ACCOUNTS_PAYA BLE
126318	Check	795553	Background InvestigationBureau	1/18/2022	57.80		OUTSTANDING		ACCOUNTS_PAYA BLE
126319	Check	795555	Gilbane Building Company	1/18/2022	1,744,193.88		OUTSTANDING		ACCOUNTS_PAYA BLE
126320	Check	795601	Fisher, Ashley	1/18/2022	28.98		OUTSTANDING		ACCOUNTS_PAYA BLE
126321	Check	795667	Flourish Integrated Therapy, LLC	1/18/2022	280.00		OUTSTANDING		ACCOUNTS_PAYA BLE
126322	Check	991565	Jacket Boosters, Inc.	1/18/2022	250.00		OUTSTANDING		ACCOUNTS_PAYA BLE
126323	Check	991584	Hydra Aquatics, Inc.	1/18/2022	490.00		OUTSTANDING		ACCOUNTS_PAYA BLE
126324	Check	991607	Haskins, Christina	1/18/2022	15.68		OUTSTANDING		ACCOUNTS_PAYA BLE
126325	Check	991624	Haugland,	1/18/2022	4,125.00		OUTSTANDING		ACCOUNTS_PAYA BLE

Big Walnut Local Schools Disbursement Report-All Checks

Check #	Check Type	Vendor #	Primary Name	Date	Amount	Reconcile Date	Status	Void Date	Type
126326	Check	991690	LaMarche, and Ramage, LLC Clark, Alyssa	1/18/2022	\$ 67.03		OUTSTANDING		BLE ACCOUNTS_PAYA
126327	Check	991711	Ritter, Jennifer	1/18/2022	16.24		OUTSTANDING		BLE ACCOUNTS_PAYA
126328	Check	991740	Danne, Abigail	1/18/2022	50.00		OUTSTANDING		BLE ACCOUNTS_PAYA
126329	Check	991741	Truax, Estella	1/18/2022	16.97		OUTSTANDING		BLE ACCOUNTS_PAYA
126330	Check	991742	Curtis, Erica E.	1/18/2022	33.97		OUTSTANDING		BLE ACCOUNTS_PAYA
126331	Check	991743	Friend, Beth	1/18/2022	75.00		OUTSTANDING		BLE ACCOUNTS_PAYA
126332	Check	991744	Segrue, Ethan	1/18/2022	40.00		OUTSTANDING		BLE ACCOUNTS_PAYA
126333	Check	132	Wolf, Mary B.	1/20/2022	673.50		OUTSTANDING		BLE ACCOUNTS_PAYA
126334	Check	863	Jonathan Alder High School	1/20/2022	400.00		OUTSTANDING		BLE ACCOUNTS_PAYA
126335	Check	1115	Del-Co Water Co.	1/20/2022	609.60		OUTSTANDING		BLE ACCOUNTS_PAYA
126336	Check	2504	American Electric	1/20/2022	2,991.86		OUTSTANDING		BLE ACCOUNTS_PAYA
126337	Check	7256	OATCCC	1/20/2022	90.00		OUTSTANDING		BLE ACCOUNTS_PAYA
126338	Check	791880	Wytzka, Sarah	1/20/2022	663.15		OUTSTANDING		BLE ACCOUNTS_PAYA
126339	Check	792482	Maxson, Melissa	1/20/2022	445.50		OUTSTANDING		BLE ACCOUNTS_PAYA
126340	Check	792834	Graven, Katherine	1/20/2022	1,292.50		OUTSTANDING		BLE ACCOUNTS_PAYA
126341	Check	792842	Erjavec, Erin	1/20/2022	352.50		OUTSTANDING		BLE ACCOUNTS_PAYA
126342	Check	794801	Keller, Angela	1/20/2022	673.50		OUTSTANDING		BLE ACCOUNTS_PAYA
126343	Check	794979	Zimmer, Jennifer A	1/20/2022	299.50		OUTSTANDING		BLE ACCOUNTS_PAYA
126344	Check	795199	Okoneski, Abbey	1/20/2022	673.50		OUTSTANDING		BLE ACCOUNTS_PAYA
126345	Check	795305	Broschart, Ben	1/20/2022	668.10		OUTSTANDING		BLE ACCOUNTS_PAYA
126346	Check	795555	Gilbane Building Company	1/20/2022	275,617.42		OUTSTANDING		BLE ACCOUNTS_PAYA
126347	Check	795823	Hutras, Jennifer	1/20/2022	2,167.50		OUTSTANDING		BLE ACCOUNTS_PAYA
126348	Check	991573	Colvin, Kendall J	1/20/2022	181.08		OUTSTANDING		BLE ACCOUNTS_PAYA
126349	Check	991659	Ovalle, Christa	1/20/2022	413.00		OUTSTANDING		BLE ACCOUNTS_PAYA

Big Walnut Local Schools Disbursement Report-All Checks

Check #	Check Type	Vendor #	Primary Name	Date	Amount	Reconcile Date	Status	Void Date	Type
126350	Check	991318	Quadient Leasing USA, Inc.	1/21/2022	\$ 2,358.58		OUTSTANDING		ACCOUNTS_PAYA BLE
126351	Check	789714	Alexander, Stephen P.	1/26/2022	75.00		OUTSTANDING		REFUND
126352	Check	991467	Sellers, Jacqueline	1/26/2022	21.10		OUTSTANDING		REFUND
126353	Check	991748	Johnson, Sara	1/26/2022	27.22		VOID	1/26/2022	REFUND
126354	Check	991748	Johnson, Sara	1/26/2022	27.00		OUTSTANDING		REFUND
126355	Check	1008	Rumpke of Ohio, Inc.	1/27/2022	3,974.22		OUTSTANDING		ACCOUNTS_PAYA BLE
126356	Check	1046	KE-WA-PA SALES & SERVICE	1/27/2022	5,904.00		OUTSTANDING		ACCOUNTS_PAYA BLE
126357	Check	1064	Multi Ventures Limited	1/27/2022	9,984.00		OUTSTANDING		ACCOUNTS_PAYA BLE
126358	Check	1115	Del-Co Water Co.	1/27/2022	440.00		VOID	1/27/2022	ACCOUNTS_PAYA BLE
126359	Check	2503	Columbia Gas Of Ohio	1/27/2022	7,092.68		OUTSTANDING		ACCOUNTS_PAYA BLE
126360	Check	3058	Stanton's Sheet Music, Inc.	1/27/2022	133.20		OUTSTANDING		ACCOUNTS_PAYA BLE
126361	Check	4290	School Specialty, Inc.	1/27/2022	124.47		OUTSTANDING		ACCOUNTS_PAYA BLE
126362	Check	5237	ESC of Central Ohio	1/27/2022	31,989.17		OUTSTANDING		ACCOUNTS_PAYA BLE
126363	Check	6372	Cintas Corp. Location #003	1/27/2022	256.48		OUTSTANDING		ACCOUNTS_PAYA BLE
126364	Check	6417	Ohio Middle Level Association	1/27/2022	175.00		OUTSTANDING		ACCOUNTS_PAYA BLE
126365	Check	6457	Delaware County Sheriff's Offc	1/27/2022	15,645.07		OUTSTANDING		ACCOUNTS_PAYA BLE
126366	Check	6546	Mike & B Sales, Inc.	1/27/2022	550.00		OUTSTANDING		ACCOUNTS_PAYA BLE
126367	Check	6894	Cox, Matthew J.	1/27/2022	26.77		OUTSTANDING		ACCOUNTS_PAYA BLE
126368	Check	7449	Gahanna Middle School East	1/27/2022	200.00		OUTSTANDING		ACCOUNTS_PAYA BLE
126369	Check	8898	Office Depot Dept #34063345	1/27/2022	256.56		OUTSTANDING		ACCOUNTS_PAYA BLE
126370	Check	9111	Pyrinex, Inc.	1/27/2022	1,157.00		OUTSTANDING		ACCOUNTS_PAYA BLE
126371	Check	70203	Music & Arts Center	1/27/2022	69.77		OUTSTANDING		ACCOUNTS_PAYA BLE
126372	Check	75214	Pizza Hut	1/27/2022	1,225.00		OUTSTANDING		ACCOUNTS_PAYA BLE
126373	Check	711170	Heavy Duty Service	1/27/2022	717.75		OUTSTANDING		ACCOUNTS_PAYA BLE
126374	Check	723780	Direct Energy Business, LLC	1/27/2022	6,678.14		OUTSTANDING		ACCOUNTS_PAYA BLE
126375	Check	725155	School Pride Ltd.	1/27/2022	335.00		OUTSTANDING		ACCOUNTS_PAYA BLE

Big Walnut Local Schools Disbursement Report-All Checks

Check #	Check Type	Vendor #	Primary Name	Date	Amount	Reconcile Date	Status	Void Date	Type
126376	Check	789852	Delaware County Treasurer	1/27/2022	\$ 812.88		OUTSTANDING		ACCOUNTS_PAYA BLE
126377	Check	790326	Friends Office	1/27/2022	119.11		OUTSTANDING		ACCOUNTS_PAYA BLE
126378	Check	790360	Kuhn, Charlene	1/27/2022	45.36		OUTSTANDING		ACCOUNTS_PAYA BLE
126379	Check	790585	Hylant Administrative Services	1/27/2022	18,031.00		OUTSTANDING		ACCOUNTS_PAYA BLE
126380	Check	790712	McGann, Michael	1/27/2022	150.00		OUTSTANDING		ACCOUNTS_PAYA BLE
126381	Check	790734	Easton Telecom Services, LLC	1/27/2022	1,497.18		OUTSTANDING		ACCOUNTS_PAYA BLE
126382	Check	790946	Multi-County Juvenile	1/27/2022	650.00		OUTSTANDING		ACCOUNTS_PAYA BLE
126383	Check	791216	Northstar Golf, LLC DBA: Northstar Golf Club	1/27/2022	1,434.00		OUTSTANDING		ACCOUNTS_PAYA BLE
126384	Check	791297	Wilson Language Training Corp	1/27/2022	3,343.14		OUTSTANDING		ACCOUNTS_PAYA BLE
126385	Check	791343	Lee, Tamera	1/27/2022	264.79		OUTSTANDING		ACCOUNTS_PAYA BLE
126386	Check	791554	The Equipment Guys, Inc.	1/27/2022	2,985.00		OUTSTANDING		ACCOUNTS_PAYA BLE
126387	Check	791693	Ohio BCI & I	1/27/2022	1,594.25		OUTSTANDING		ACCOUNTS_PAYA BLE
126388	Check	792107	Great America Leasing Corp	1/27/2022	723.54		VOID	1/27/2022	ACCOUNTS_PAYA BLE
126389	Check	792244	Castiglione, Kim	1/27/2022	282.34		OUTSTANDING		ACCOUNTS_PAYA BLE
126390	Check	792275	FRANK, ALAN	1/27/2022	16.58		OUTSTANDING		ACCOUNTS_PAYA BLE
126391	Check	792393	State Security, LLC	1/27/2022	710.00		OUTSTANDING		ACCOUNTS_PAYA BLE
126392	Check	792556	Consolidated Electric Coop Inc	1/27/2022	900.00		OUTSTANDING		ACCOUNTS_PAYA BLE
126393	Check	792576	Hamrick Fire Systems LLC	1/27/2022	950.00		OUTSTANDING		ACCOUNTS_PAYA BLE
126394	Check	792640	Beem's BP Distributing, Inc.	1/27/2022	27,558.52		OUTSTANDING		ACCOUNTS_PAYA BLE
126395	Check	793051	Ohio Wesleyan University	1/27/2022	625.00		OUTSTANDING		ACCOUNTS_PAYA BLE
126396	Check	793326	Borror, Kendra	1/27/2022	62.50		OUTSTANDING		ACCOUNTS_PAYA BLE
126397	Check	793602	Simms Creek Builders LTD	1/27/2022	150.00		OUTSTANDING		ACCOUNTS_PAYA BLE
126398	Check	794119	The Ohio State University	1/27/2022	411.41		OUTSTANDING		ACCOUNTS_PAYA BLE
126399	Check	794403	Freshworks, Inc	1/27/2022	4,307.49		OUTSTANDING		ACCOUNTS_PAYA BLE

Big Walnut Local Schools Disbursement Report-All Checks

Check #	Check Type	Vendor #	Primary Name	Date	Amount	Reconcile Date	Status	Void Date	Type
126400	Check	794665	Keating, Robin	1/27/2022	\$ 23.52		OUTSTANDING		BLE ACCOUNTS_PAYA
126401	Check	794823	AED Superstore	1/27/2022	63.99		OUTSTANDING		BLE ACCOUNTS_PAYA
126402	Check	795038	Columbus State Community	1/27/2022	14,933.44		OUTSTANDING		BLE ACCOUNTS_PAYA
126403	Check	795181	Time Warner/Spectrum Enterpris	1/27/2022	568.28		OUTSTANDING		BLE ACCOUNTS_PAYA
126404	Check	795278	Santander Bank, NA	1/27/2022	54,366.00		OUTSTANDING		BLE ACCOUNTS_PAYA
126405	Check	795339	Whiteside, Justin	1/27/2022	513.00		OUTSTANDING		BLE ACCOUNTS_PAYA
126406	Check	795517	Molly Hawkins House, Inc.	1/27/2022	100.75		OUTSTANDING		BLE ACCOUNTS_PAYA
126407	Check	795600	Lee, Christopher A	1/27/2022	164.59		OUTSTANDING		BLE ACCOUNTS_PAYA
126408	Check	795615	Trane U.S. Inc.	1/27/2022	25,434.00		OUTSTANDING		BLE ACCOUNTS_PAYA
126409	Check	795685	US Bank National Association	1/27/2022	4,870.39		OUTSTANDING		BLE ACCOUNTS_PAYA
126410	Check	795712	Hard Eight LLC	1/27/2022	7,625.00		OUTSTANDING		BLE ACCOUNTS_PAYA
126411	Check	795857	Plummer, Justin A	1/27/2022	83.50		OUTSTANDING		BLE ACCOUNTS_PAYA
126412	Check	991318	Quadient Leasing USA, Inc.	1/27/2022	998.10		OUTSTANDING		BLE ACCOUNTS_PAYA
126413	Check	991476	ACT, Inc.	1/27/2022	750.00		OUTSTANDING		BLE ACCOUNTS_PAYA
126414	Check	991478	Holden II, George S.	1/27/2022	114.00		OUTSTANDING		BLE ACCOUNTS_PAYA
126415	Check	991547	The K Company, Inc.	1/27/2022	1,580.00		OUTSTANDING		BLE ACCOUNTS_PAYA
126416	Check	991630	Garland/DBS, Inc.	1/27/2022	59,050.59		OUTSTANDING		BLE ACCOUNTS_PAYA
126417	Check	991681	Mason, Caylib	1/27/2022	35.56		OUTSTANDING		BLE ACCOUNTS_PAYA
126418	Check	991689	Laubacher, Morgan J	1/27/2022	114.00		OUTSTANDING		BLE ACCOUNTS_PAYA
126419	Check	991712	Parker, Francesca	1/27/2022	50.00		OUTSTANDING		BLE ACCOUNTS_PAYA
126420	Check	991738	Voyager Sopris Learning, Inc.	1/27/2022	870.76		OUTSTANDING		BLE ACCOUNTS_PAYA
126421	Check	991747	Truax, Elaine	1/27/2022	29.99		OUTSTANDING		BLE ACCOUNTS_PAYA
126422	Check	991749	Wimbish, Gregory	1/27/2022	229.98		OUTSTANDING		BLE ACCOUNTS_PAYA
126423	Check	1115	Del-Co Water Co.	1/27/2022	440.00		OUTSTANDING		BLE ACCOUNTS_PAYA

Big Walnut Local Schools Disbursement Report-All Checks

Check #	Check Type	Vendor #	Primary Name	Date	Amount	Reconcile Date	Status	Void Date	Type
126424	Check	792107	Great America Leasing Corp	1/27/2022	\$ 643.54		OUTSTANDING		ACCOUNTS_PAYA BLE
126425	Check	177	Scholastic Magazines	1/31/2022	1,121.14		OUTSTANDING		ACCOUNTS_PAYA BLE
126426	Check	313	Loeb Electric - Columbus	1/31/2022	222.53		OUTSTANDING		ACCOUNTS_PAYA BLE
126427	Check	822	Watkins Memorial High School	1/31/2022	225.00		OUTSTANDING		ACCOUNTS_PAYA BLE
126428	Check	1046	KE-WA-PA SALES & SERVICE	1/31/2022	5,236.60		OUTSTANDING		ACCOUNTS_PAYA BLE
126429	Check	1064	Multi Ventures Limited	1/31/2022	24,240.00		OUTSTANDING		ACCOUNTS_PAYA BLE
126430	Check	2038	Gordon Food Service	1/31/2022	19,231.54		OUTSTANDING		ACCOUNTS_PAYA BLE
126431	Check	2504	American Electric	1/31/2022	26,652.10		OUTSTANDING		ACCOUNTS_PAYA BLE
126432	Check	3058	Stanton's Sheet Music, Inc.	1/31/2022	168.00		OUTSTANDING		ACCOUNTS_PAYA BLE
126433	Check	4154	GOPHER SPORT	1/31/2022	87.90		OUTSTANDING		ACCOUNTS_PAYA BLE
126434	Check	5503	BASA	1/31/2022	866.00		OUTSTANDING		ACCOUNTS_PAYA BLE
126435	Check	5534	META - Marion Office	1/31/2022	4,116.04		OUTSTANDING		ACCOUNTS_PAYA BLE
126436	Check	5725	BRICKER & ECKLER LLP	1/31/2022	7,245.00		OUTSTANDING		ACCOUNTS_PAYA BLE
126437	Check	5831	STERLING PAPER COMPANY	1/31/2022	730.40		OUTSTANDING		ACCOUNTS_PAYA BLE
126438	Check	6372	Cintas Corp. Location #003	1/31/2022	158.11		OUTSTANDING		ACCOUNTS_PAYA BLE
126439	Check	6471	Cardinal Bus Sales &	1/31/2022	1,203.62		OUTSTANDING		ACCOUNTS_PAYA BLE
126440	Check	7101	SURE SIGNS, INC	1/31/2022	712.00		OUTSTANDING		ACCOUNTS_PAYA BLE
126441	Check	7116	DUBLIN CITY SCHOOLS	1/31/2022	200.00		OUTSTANDING		ACCOUNTS_PAYA BLE
126442	Check	7399	Burchett, Carol	1/31/2022	59.26		OUTSTANDING		ACCOUNTS_PAYA BLE
126443	Check	7804	BIG WALNUT ATHLETIC BOOSTERS	1/31/2022	192.93		OUTSTANDING		ACCOUNTS_PAYA BLE
126444	Check	9111	Pyrinex, Inc.	1/31/2022	2,826.00		OUTSTANDING		ACCOUNTS_PAYA BLE
126445	Check	789693	Shelton, Brian	1/31/2022	91.61		OUTSTANDING		ACCOUNTS_PAYA BLE
126446	Check	790025	Southpaw Enterprises	1/31/2022	277.98		OUTSTANDING		ACCOUNTS_PAYA BLE
126447	Check	790326	Friends Office	1/31/2022	289.66		OUTSTANDING		ACCOUNTS_PAYA BLE
126448	Check	791092	EDGE Document	1/31/2022	285.27		OUTSTANDING		ACCOUNTS_PAYA BLE

Big Walnut Local Schools Disbursement Report-All Checks

Check #	Check Type	Vendor #	Primary Name	Date	Amount	Reconcile Date	Status	Void Date	Type
126449	Check	791262	Solutions, LLC Blick Art Materials	1/31/2022	\$ 116.09		OUTSTANDING		BLE ACCOUNTS_PAYA
126450	Check	792107	Great America Leasing Corp	1/31/2022	463.64		OUTSTANDING		BLE ACCOUNTS_PAYA
126451	Check	792393	State Security, LLC	1/31/2022	2,490.00		OUTSTANDING		BLE ACCOUNTS_PAYA
126452	Check	793193	City Electric Supply Company	1/31/2022	915.61		OUTSTANDING		BLE ACCOUNTS_PAYA
126453	Check	793738	Washington Auto Parts Inc.	1/31/2022	54.86		OUTSTANDING		BLE ACCOUNTS_PAYA
126454	Check	794322	Mt. Vernon Middle School	1/31/2022	175.00		VOID	1/31/2022	BLE ACCOUNTS_PAYA
126455	Check	794352	Galion High School	1/31/2022	150.00		OUTSTANDING		BLE ACCOUNTS_PAYA
126456	Check	794665	Keating, Robin	1/31/2022	17.64		OUTSTANDING		BLE ACCOUNTS_PAYA
126457	Check	794833	Asset Genie, Inc.	1/31/2022	119.00		OUTSTANDING		BLE ACCOUNTS_PAYA
126458	Check	795038	Columbus State Community	1/31/2022	860.43		OUTSTANDING		BLE ACCOUNTS_PAYA
126459	Check	795078	Barnes & Noble College	1/31/2022	335.47		OUTSTANDING		BLE ACCOUNTS_PAYA
126460	Check	795186	W.W. Williams Company LLC (The)	1/31/2022	896.00		OUTSTANDING		BLE ACCOUNTS_PAYA
126461	Check	795283	PaySchools	1/31/2022	131.36		OUTSTANDING		BLE ACCOUNTS_PAYA
126462	Check	795339	Whiteside, Justin	1/31/2022	133.00		OUTSTANDING		BLE ACCOUNTS_PAYA
126463	Check	795404	Northwest Evaluation Assoc	1/31/2022	1,070.00		OUTSTANDING		BLE ACCOUNTS_PAYA
126464	Check	795493	Snyder, David	1/31/2022	135.00		OUTSTANDING		BLE ACCOUNTS_PAYA
126465	Check	795553	Background InvestigationBure au	1/31/2022	187.85		OUTSTANDING		BLE ACCOUNTS_PAYA
126466	Check	795555	Gilbane Building Company	1/31/2022	1,149,675.63		OUTSTANDING		BLE ACCOUNTS_PAYA
126467	Check	795615	Trane U.S. Inc.	1/31/2022	6,179.40		OUTSTANDING		BLE ACCOUNTS_PAYA
126468	Check	795905	CRH OHIO LTD	1/31/2022	17.97		OUTSTANDING		BLE ACCOUNTS_PAYA
126469	Check	991318	Quadient Leasing USA, Inc.	1/31/2022	2,151.41		OUTSTANDING		BLE ACCOUNTS_PAYA
126470	Check	991569	Westerville Jaycee Community Swimming Pool	1/31/2022	500.00		OUTSTANDING		BLE ACCOUNTS_PAYA
126471	Check	991578	Rea & Associates, Inc.	1/31/2022	1,350.00		OUTSTANDING		BLE ACCOUNTS_PAYA

Big Walnut Local Schools Disbursement Report-All Checks

Check #	Check Type	Vendor #	Primary Name	Date	Amount	Reconcile Date	Status	Void Date	Type
126472	Check	991599	WEX Health, Inc.	1/31/2022	\$ 988.65		OUTSTANDING		ACCOUNTS_PAYA BLE
126473	Check	991658	Chardon Laboratories, Inc.	1/31/2022	665.00		OUTSTANDING		ACCOUNTS_PAYA BLE
126474	Check	991689	Laubacher, Morgan J	1/31/2022	114.00		OUTSTANDING		ACCOUNTS_PAYA BLE
126475	Check	991725	Right Way Food Service	1/31/2022	8,304.82		OUTSTANDING		ACCOUNTS_PAYA BLE
126476	Check	991752	Lancaster Ewing Middle School	1/31/2022	150.00		OUTSTANDING		ACCOUNTS_PAYA BLE
Grand Total					\$ 7,531,829.55				



BIG WALNUT | **INSPIRE**
LOCAL SCHOOLS | **& GUIDE**

COMPARISON OF FISCAL YEAR 2022 YTD
APPROPRIATIONS WITH FISCAL YTD ACTUAL -
ALL FUNDS (EXCLUDING GENERAL FUND)

AND

INVESTMENT REPORT FOR ALL FUNDS

Comparison of Fiscal Year 2022 YTD Appropriations with Fiscal Year YTD Actual Expenditures - All Funds

	BOE Approved Appropriation	Prior FY Encumbrance	FYTD Expendable	FYTD Expenditures	Current Encumbrances	Unencumbered Balance	Unencumbered Percent
002 - BOND RETIREMENT	9,470,115	-	9,470,115	6,883,010	2,516,381	70,724	1%
003 - PERMANENT IMPROVEMENT	2,054,202	572,290	2,626,492	1,027,632	1,098,439	500,422	19%
004 - BUILDING IMPROVEMENT	2,538,050	24,667,734	27,205,784	19,547,153	6,830,831	827,801	3%
006 - FOOD SERVICE	1,646,580	500	1,647,080	1,314,644	200,868	131,568	8%
014 - ROTARY-INTERNAL SERVICES	25,300	19,258	44,558	18,258	25,056	1,244	3%
018 - PUBLIC SCHOOL SUPPORT	115,281	10,037	125,318	25,773	12,629	86,915	69%
019 - OTHER GRANT	7,360	-	7,360	-	2,736	4,625	63%
022 - DISTRICT AGENCY	228,864	13,170	242,034	121,648	13,514	106,872	44%
070 - CAPITAL PROJECTS	110,000	-	110,000	9,276	3,300	97,424	89%
200 - STUDENT MANAGED ACTIVITY	115,707	4,214	119,920	33,025	74,880	12,015	10%
300 - DISTRICT MANAGED STUDENT ACTIVITY	329,289	4,378	333,667	221,653	55,470	56,544	17%
401 - AUXILIARY SERVICES	285,808	78,549	364,357	228,303	13,431	122,623	34%
451 - DATA COMMUNICATION FUND	12,600	-	12,600	-	-	12,600	100%
467 - STUDENT WELLNESS AND SUCCESS	144,045	150	144,195	80,541	1,537	62,117	43%
499 - MISCELLANEOUS STATE GRANT FUND	30,268	5,511	35,779	18,552	847	16,380	0%
507 - ESSER FUND	2,157,946	-	2,157,946	257,591	-	1,900,355	0%
516 - IDEA PART-B GRANT	1,228,411	10,695	1,239,107	416,888	85,635	736,584	59%
551 LIMITED ENGLISH PROFICIENCY	7,662	-	7,662	-	-	7,662	100%
572 - TITLE I	215,609	4,223	219,832	132,141	-	87,691	40%
584 - TITLE IV ACADEMIC ENRICHMENT	33,221	-	33,221	2,630	431	30,160	91%
587 - EARLY CHILDHOOD SPECIAL EDUCATION GRANT	39,439	218	39,656	14,411	-	25,245	64%
590 - TITLE II-A IMPROVING TEACHER QUALITY	130,957	-	130,957	8,979	9,253	112,725	86%
599 - MISCELLANEOUS FEDERAL GRANTS	-	-	-	(250)	-	250	100%
TOTAL ALL FUNDS	20,926,714	25,390,927	46,317,641	30,361,855	10,945,239	5,010,547	11%

**BIG WALNUT LOCAL SCHOOL DISTRICT
INVESTMENT PORTFOLIO
January 31, 2022**

<u>Institution</u>	<u>Instrument Type</u>	<u>Cost Basis</u>	<u>Purchase Date</u>	<u>Yield Rate</u>	<u>Maturity Date</u>	<u>Days to Maturity</u>	<u>Est. Interest Remaining</u>
INTERIM FUNDS - General Operating Funds							
<i>Fifth Third Securities, Inc. - Investments</i>							
1) U.S. Treasury Note	U.S. Treasurer	\$809,937.50	12/15/2021	0.14%	9/30/2022	242	\$1,139.42
2) Goldman Sachs Bk USA	Certificate of Deposit	\$245,000.00	11/27/2019	1.80%	11/28/2022	301	\$4,446.24
3) U.S. Treasury Note	U.S. Treasurer	\$506,484.38	12/15/2021	0.33%	1/15/2023	349	\$1,015.62
4) U.S. Treasury Note	U.S. Treasurer	\$516,621.09	12/15/2021	0.73%	6/30/2023	515	\$3,066.41
5) U.S. Treasury Note	U.S. Treasurer	\$520,019.53	12/15/2021	1.36%	12/31/2023	699	\$6,230.47
6) U.S. Treasury Note	U.S. Treasurer	\$511,816.41	12/15/2021	2.09%	6/30/2024	881	\$10,058.59
7) U.S. Treasury Note	U.S. Treasurer	\$394,556.25	12/15/2021	2.39%	9/15/2024	958	\$9,566.68
Fifth Third Investment Total Subtotal		\$3,504,435.16					
<i>RedTree Investment Group - Investments</i>							
8) MUFG Bank	Commercial Paper	\$1,098,661.97	12/31/2021	0.29%	5/31/2022	120	\$1,338.03
9) Federal Farm Credit Bank	U.S. Gov't Agency Note	\$199,933.20	6/25/2020	0.28%	6/22/2022	142	\$260.00
10) Toyota Motor Credit	Commercial Paper	\$1,196,220.00	12/16/2021	0.42%	9/12/2022	224	\$3,780.00
11) Toyota Motor Credit	Commercial Paper	\$199,325.00	12/20/2021	0.45%	9/16/2022	228	\$675.00
12) U.S. Treasury Bill	U.S. Treasury Bill	\$498,732.02	12/20/2021	0.25%	12/1/2022	304	\$1,267.98
10) Lorain County	Municipal Bond	\$175,000.00	12/30/2020	0.40%	12/1/2022	304	\$700.00
11) U.S. Treasury Note	U.S. Treasurer	\$598,359.38	12/15/2021	0.37%	1/31/2023	365	\$750.00
12) U.S. Treasury Note	U.S. Treasurer	\$497,949.22	12/15/2021	0.44%	3/31/2023	424	\$937.50
13) U.S. Treasury Note	U.S. Treasurer	\$496,757.81	12/15/2021	0.61%	9/30/2023	607	\$2,500.00
14) U.S. Treasury Note	U.S. Treasurer	\$497,792.97	12/6/2021	0.61%	10/31/2023	638	\$3,750.00
15) Bethel Local School District	Municipal Bond	\$217,154.25	7/28/2020	1.11%	11/1/2023	639	\$7,845.75
16) U.S. Treasury Note	U.S. Treasurer	\$498,750.00	12/3/2021	0.63%	11/30/2023	668	\$5,000.00
17) City of Farview Park	Municipal Bond	\$165,000.00	7/1/2021	0.35%	12/1/2023	669	\$1,145.12
18) U.S. Treasury Note	U.S. Treasurer	\$249,658.20	6/30/2021	0.42%	4/15/2024	805	\$2,343.75
19) Federal Home Loan Bank	U.S. Gov't Agency Note	\$150,000.00	6/28/2021	0.40%	6/28/2024	879	\$975.00
20) Federal Home Loan Bank	U.S. Gov't Agency Note	\$260,000.00	8/26/2021	0.54%	8/26/2024	938	\$2,028.00
Government Debt - Federal Agency Subtotal		\$6,999,294.02					
<i>Cash Accounts</i>							
1) First Commonwealth Bank	Checking - SM	\$10,527.23	1/31/2022	0.02%	2/1/2022	1	\$0.01
2) Federated Govt Obligations Is	Money Market	\$50,996.34	1/31/2022	0.03%	2/1/2022	1	\$0.04
3) First American Obligations Fund	Money Market	\$15,895.31	1/31/2022	0.01%	2/1/2022	1	\$0.00
4) Star Ohio - General	Money Market	\$3,751,468.05	1/31/2022	0.10%	2/1/2022	1	\$10.28
Cash Account Subtotal		\$3,828,886.93					
Total Interim Funds		\$14,332,616.11					
ACTIVE FUNDS - General Operating Funds							
1) First Commonwealth Bank	Checking - General	\$5,429,154.11	1/31/2022	0.02%	2/1/2022	1	\$2.97
2) First Commonwealth Bank	Checking - Payroll	\$227,562.60	1/31/2022	0.00%	2/1/2022	1	\$0.00
Total Active Funds		\$5,656,716.71					84588.67
Total Active and Interim Funds - General Operating		\$19,989,332.82		0.37%		240	\$70,832.86

**BIG WALNUT LOCAL SCHOOL DISTRICT
CONSTRUCTION - INVESTMENT PORTFOLIO
January 31, 2022**

<u>Institution</u>	<u>Instrument Type</u>	<u>Cost Basis</u>	<u>Purchase Date</u>	<u>Yield Rate</u>	<u>Maturity Date</u>	<u>Days to Maturity</u>	<u>Est. Earnings Remaining</u>
December 2017 - Note/Bond Proceeds							
<i>Money Markets</i>							
1) First American Treasury Obligations Fund	Money Market	\$7,059.40	1/31/2022	0.01%	2/1/2022	1	\$0.00
Money Markets Subtotal		<u>\$7,059.40</u>					
Total December 2017 - Note/Bond Proceeds		<u>\$7,059.40</u>					
July 2018 - Bond Proceeds							
<i>Commercial Paper</i>							
1) Royal Bank of Canada (RBC)	Commercial Paper	\$479,438.93	8/16/2021	0.16%	5/6/2022	95	\$561.07
2) Lloyds Bank	Commercial Paper	\$399,497.56	8/16/2021	0.17%	5/9/2022	98	\$502.44
3) Collateralized CP (JP Morgan)	Commercial Paper	\$719,035.20	8/18/2021	0.18%	5/13/2022	102	\$964.80
Commercial Paper Subtotal		<u>\$1,597,971.69</u>					
4) First American Treasury Obligations Fund	Money Market	\$6,132.42	1/31/2022	0.01%	2/1/2022	1	\$0.00
Subtotal		<u>\$6,132.42</u>					
Total July 2018 - Bond Proceeds		<u>\$1,604,104.11</u>					
May 2019 - Bond Proceeds							
<i>Federal Government Obligations</i>							
1) Federal Farm Credit Bank	U.S. Agency Note	\$1,499,425.50	5/6/2020	0.27%	5/6/2022	95	\$2,449.50
2) Federal Farm Credit Bank	U.S. Agency Note	\$618,822.00	5/18/2020	0.26%	5/18/2022	107	\$1,674.00
3) Federal Farm Credit Bank	U.S. Agency Note	\$1,377,585.00	5/21/2020	0.25%	5/18/2022	107	\$3,519.00
4) Federal Farm Credit Bank	U.S. Agency Note	\$2,499,165.00	6/25/2020	0.28%	6/22/2022	142	\$4,085.00
Federal Government Obligations Subtotal		<u>\$5,994,997.50</u>					
<i>Commercial Paper</i>							
5) Lloyds Bank	Commercial Paper	\$614,227.49	8/10/2021	0.17%	5/3/2022	92	\$772.51
6) Royal Bank of Canada (RBC)	Commercial Paper	\$1,498,246.67	8/16/2021	0.16%	5/6/2022	95	\$1,753.33
7) Collateralized CP (JB Morgan)	Commercial Paper	\$1,797,588.00	8/18/2021	0.18%	5/13/2022	102	\$2,412.00
8) Societe Generale	Commercial Paper	\$1,448,049.75	9/20/2021	0.18%	6/16/2022	136	\$1,950.25
Commercial Paper Subtotal		<u>\$5,358,111.91</u>					
9) First American Treasury Obligations Fund	Money Market	\$8,215.77	1/31/2022	0.01%	2/1/2022	1	\$0.00
10) Star Ohio - Construction Fund	Money Market	\$1,598,264.93	1/31/2022	0.10%	2/1/2022	1	\$4.38
Subtotal		<u>\$1,606,480.70</u>					
Total May 2019 - Bond Proceeds		<u>\$12,959,590.11</u>					
Grand Total Construction Proceeds		<u>\$14,570,753.62</u>		0.20%		99	\$13,755.81

**Thank you for your review of the January 2022 Big Walnut Local
School District Financial Report.**



Big Walnut Local School District
110 Tippet Court
Sunbury, OH 43074